

# DELIVRA HEALTH BRANDS INC.

ISIN: CA24703H1029 WKN: -

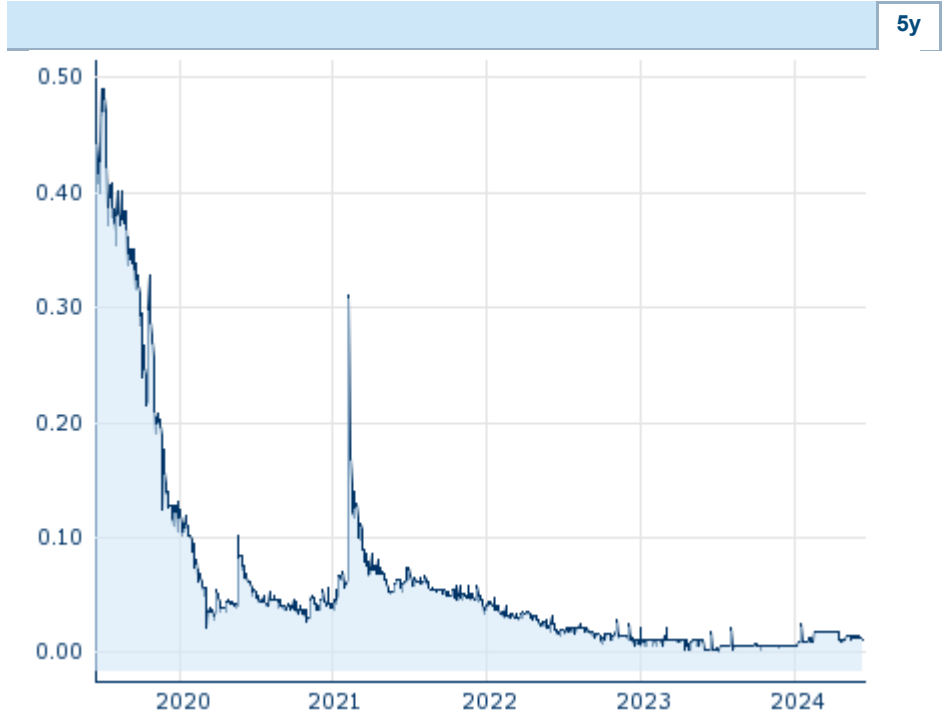
## Overview

|                     |              |
|---------------------|--------------|
| 2024/06/14 17:49:00 |              |
| <b>Price</b>        | 0.0115 EUR   |
| <b>Difference</b>   | 0.00% (0.00) |

|                           |                                    |
|---------------------------|------------------------------------|
| <b>General attributes</b> |                                    |
| ISIN                      | CA24703H1029                       |
| Symbol                    | DHB                                |
| Exchange                  | Stuttgart                          |
| Currency                  | EUR                                |
| Sector                    | Chemical / Pharmaceutical / Health |
| Security type             | Stock                              |
| Market cap (m)            | 7 EUR                              |
| Benchmark                 | S&P/TSX 60 INDEX                   |

|                    |            |
|--------------------|------------|
| <b>Market data</b> |            |
| Bid (Bid size)     | - (0)      |
| Ask (Ask size)     | - (0)      |
| Open               | 0.0115 EUR |
| High               | 0.0115 EUR |
| Low                | 0.0115 EUR |
| Close (prev. day)  | 0.0115 EUR |
| VWAP               | -          |
| Volume (pcs)       | 0          |
| Trading volume     | 0.00       |
| Number of trades   | 7          |
| Last size          | 0          |

|                            |   |
|----------------------------|---|
| <b>Futures and Options</b> |   |
| Related Futures            | - |
| Related Options            | - |



Information about previous performance does not guarantee future performance.  
**Source:** FactSet

### Recent research

| on sector  |  |                               |          |
|------------|--|-------------------------------|----------|
| Date       |  | Headline                      | Download |
| 2024/06/14 |  | Equity Weekly                 |          |
| 2024/06/14 |  | Global Equity Ratings         |          |
| 2024/06/14 |  | Aktienempfehlungen Global     |          |
| 2024/06/11 |  | Aktienempfehlungen Österreich |          |
| 2024/05/29 |  | Global Equity Ratings         |          |

## Details

2024/06/14 17:49:00

**Price**  
0.0115 EUR

**Difference**  0.00% (0.00)

## General attributes

|                |                                    |
|----------------|------------------------------------|
| ISIN           | CA24703H1029                       |
| Symbol         | DHB                                |
| Exchange       | Stuttgart                          |
| Currency       | EUR                                |
| Sector         | Chemical / Pharmaceutical / Health |
| Security type  | Stock                              |
| Market cap (m) | 7 EUR                              |
| Benchmark      | S&P/TSX 60 INDEX                   |

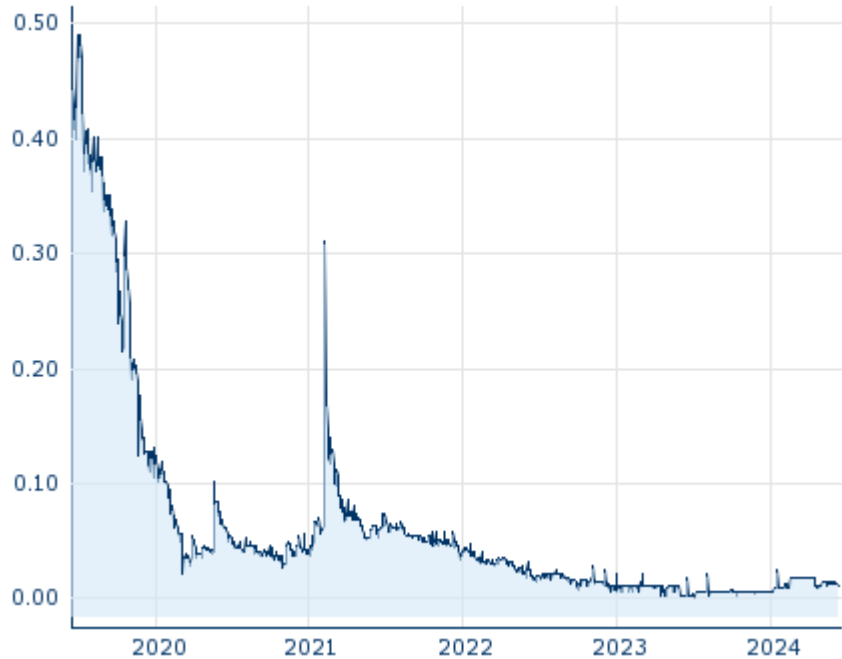
## Market data

|                   |            |
|-------------------|------------|
| Bid (Bid size)    | - (0)      |
| Ask (Ask size)    | - (0)      |
| Open              | 0.0115 EUR |
| High              | 0.0115 EUR |
| Low               | 0.0115 EUR |
| Close (prev. day) | 0.0115 EUR |
| VWAP              | -          |
| Volume (pcs)      | 0          |
| Trading volume    | 0.00       |
| Number of trades  | 7          |
| Last size         | 0          |

## Performance and Risk

|             | 6m       | 1y       | 3y      |
|-------------|----------|----------|---------|
| Perf (%)    | +130.00% | +283.33% | -80.51% |
| Perf (abs.) | +0.01    | +0.01    | -0.05   |
| Beta        | 1.05     | 0.14     | 0.19    |
| Volatility  | 230.96   | 494.32   | 396.01  |

5y




Information about previous performance does not guarantee future performance.  
Source: FactSet

## Price data

|   |                         |
|---|-------------------------|
| Ø price 5 days   Ø volume 5 days (pcs.)     | 0.0115 EUR (0)          |
| Ø price 30 days   Ø volume 30 days (pcs.)   | 0.0132 EUR (30)         |
| Ø price 100 days   Ø volume 100 days (pcs.) | 0.0141 EUR (9)          |
| Ø price 250 days   Ø volume 250 days (pcs.) | 0.0091 EUR (201)        |
| YTD High   date                             | 0.0300 EUR (2024/01/17) |
| YTD Low   date                              | 0.0050 EUR (2024/01/02) |
| 52 Weeks High   date                        | 0.0300 EUR (2024/01/17) |
| 52 Weeks Low   date                         | 0.0005 EUR (2023/07/04) |

## Arbitrage views

| Exchange  | Date       | Time  | Price      | Trading volume (mio.) | Number of trades |
|--|------------|-------|------------|-----------------------|------------------|
| Tradegate  | 2022/09/08 | 22:02 | 0.0233 EUR | 0.00                  | 1                |
| TSX Venture Exchange   | 2024/06/14 | 16:57 | 0.035 CAD  | 0.00                  | 10               |
| Stuttgart  | 2024/06/14 | 17:49 | 0.0115 EUR | 0.00                  | 7                |
| Munich   | 2024/06/14 | 08:00 | 0.0155 EUR | 0.00                  | 1                |
| Frankfurt  | 2024/06/14 | 08:05 | 0.0155 EUR | 0.00                  | 2                |

|                           |                |       |        |     |      |  |   |
|---------------------------|----------------|-------|--------|-----|------|--|---|
|                           | 14             |       |        |     |      |  |   |
| FINRA other OTC<br>Issues | 2024/06/<br>14 | 21:07 | 0.0275 | USD | 0.00 |  | 4 |

## Company profile

### Company Logo

Powered by



### Company Profile

-

### Contact Details

DELIVRA HEALTH BRANDS

--

----

Telefon: -

Fax: -

E-mail: -