


# ADMIE (IPTO) HOLDING S.A. EUR2.12

ISIN: **GRS518003009** WKN: -

## Overview

2019/05/20 11:44:44

**Price**  
1.714 EUR

**Difference**  0.23% (0.00)

**General attributes**

ISIN	GRS518003009
Symbol	ADMIE
Exchange	London Stock Exchange
Currency	EUR
Sector	Utilities
Security type	Stock
Market cap (m)	524 EUR
Benchmark	GREECE


**Market data**

Bid (Bid size)	-
Ask (Ask size)	-
Open	1.714 EUR
High	1.714 EUR
Low	1.714 EUR
Close (prev. day)	1.71 EUR
VWAP	2.49919 EUR
Volume (pcs)	100,000
Trading volume	171,400.00
Number of trades	1
Last size	100,000

**Futures and Options**


Related Futures	-
Related Options	-

5y



Information about previous performance does not guarantee future performance.  
Source: FactSet

### Recent research

on sector		on market	
Date		Headline	Download
2024/09/11		Global Equity Ratings	
2024/09/11		Aktienempfehlungen Global	
2024/09/09		Aktienempfehlungen Österreich	
2024/09/06		Equity Weekly	
2024/09/05		Global Equity Ratings	

## Details

2019/05/20 11:44:44

## Price

1.714 EUR

Difference ▲ 0.23% (0.00)

## General attributes

ISIN	GRS518003009
Symbol	ADMIE
Exchange	London Stock Exchange
Currency	EUR
Sector	Utilities
Security type	Stock
Market cap (m)	524 EUR
Benchmark	GREECE

## Market data

Bid (Bid size)	-
Ask (Ask size)	-
Open	1.714 EUR
High	1.714 EUR
Low	1.714 EUR
Close (prev. day)	1.71 EUR
VWAP	2.49919 EUR
Volume (pcs)	100,000
Trading volume	171,400.00
Number of trades	1
Last size	100,000

## Performance and Risk

	6m	1y	3y
Perf (%)	-	-	-
Perf (abs.)	-	-	-
Beta	-	-	-
Volatility	-	-	-

5y



Information about previous performance does not guarantee future performance.  
Source: FactSet

## Price data

Ø price 5 days   Ø volume 5 days (pcs.)	- EUR (-)
Ø price 30 days   Ø volume 30 days (pcs.)	- EUR (-)
Ø price 100 days   Ø volume 100 days (pcs.)	- EUR (-)
Ø price 250 days   Ø volume 250 days (pcs.)	- EUR (-)
YTD High   date	- EUR (-)
YTD Low   date	- EUR (-)
52 Weeks High   date	- EUR (-)
52 Weeks Low   date	- EUR (-)

## All listings for ADMIE (IPTO) HOLDING S.A. EUR2.12

Exchange <span>⊕</span>	Date	Time	Price	Trading volume (mio.)	Number of trades
Stuttgart	2024/09/17	15:47	2.14 EUR	0.00	10
Munich	2024/09/17	08:08	2.19 EUR	0.00	2
London Stock Exchange	2019/05/20	11:44	1.714 EUR	0.17	1
Frankfurt	2024/09/17	08:24	2.22 EUR	0.00	2
Duesseldorf	2024/09/17	08:12	2.205 EUR	0.00	3

	17					
Athens Stock Exchange	2024/09/17	16:19	2.26 EUR	0.33		249

## Company profile

### Company Logo

#### Contact Details

IPTO HLDG S.A

--

----

Telefon: -

Fax: -

E-mail: -

### Company Profile

-