

## BONESUPPORT HOLDING AB

ISIN: **SE0009858152** WKN: -

## Overview

2024/04/04 17:38:04

Price  
234.60 SEKDifference  54.65% (82.90)

## General attributes

ISIN	SE0009858152
Symbol	BONEX
Exchange	London Stock Exchange
Currency	SEK
Sector	Chemical / Pharmaceutical / Health
Security type	Stock
Market cap (m)	1,303 EUR
Benchmark	OMX STOCKHOLM 30 INDEX

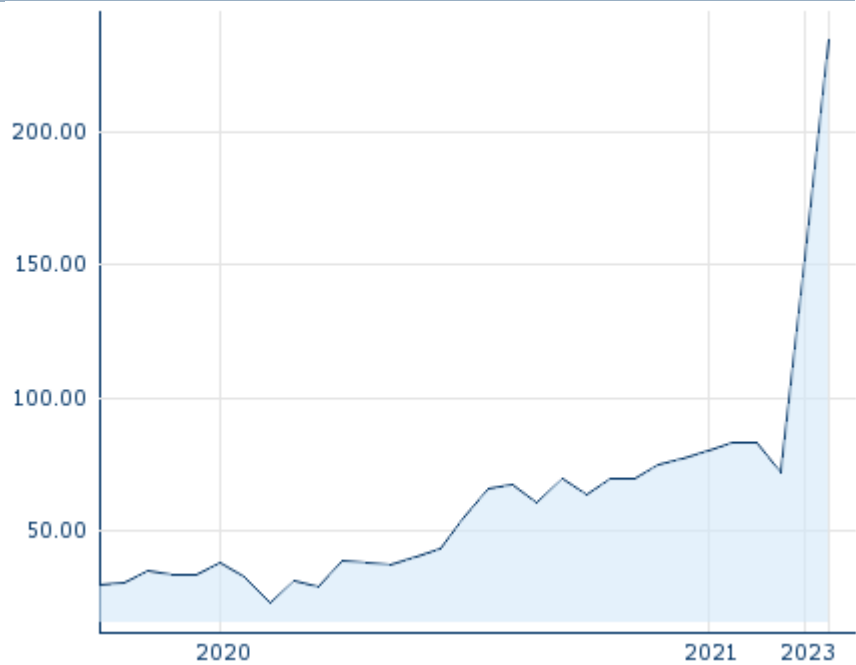
## Market data

Bid (Bid size)	-
Ask (Ask size)	-
Open	234.60 SEK
High	234.60 SEK
Low	234.60 SEK
Close (prev. day)	151.70 SEK
VWAP	234.60 SEK
Volume (pcs)	1,104
Trading volume	258,998.40
Number of trades	1
Last size	1,104

## Futures and Options





Related Futures	-
Related Options	-

5y



Information about previous performance does not guarantee future performance.  
Source: FactSet

## Recent research

on sector			
Date		Headline	Download
2024/04/26		Global Equity Ratings	
2024/04/26		Aktienempfehlungen Global	
2024/04/15		Aktienempfehlungen Österreich	
2024/04/03		Global Equity Ratings	
2024/04/03		Aktienempfehlungen Global	

## Details

2024/04/04 17:38:04

## Price

234.60 SEK

Difference ▲ 54.65% (82.90)

## General attributes

ISIN	SE0009858152
Symbol	BONEX
Exchange	London Stock Exchange
Currency	SEK
Sector	Chemical / Pharmaceutical / Health
Security type	Stock
Market cap (m)	1,303 EUR
Benchmark	OMX STOCKHOLM 30 INDEX

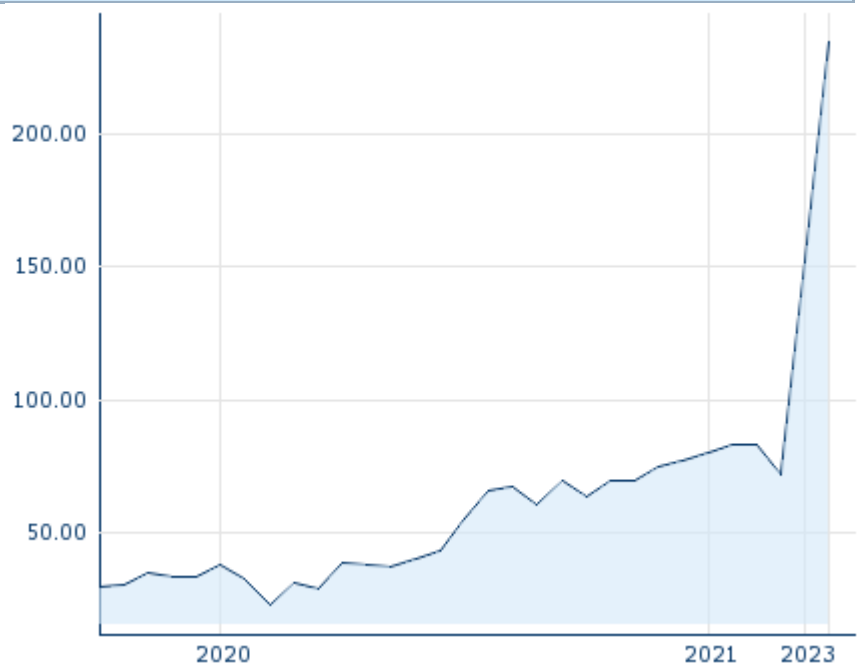
## Market data

Bid (Bid size)	-
Ask (Ask size)	-
Open	234.60 SEK
High	234.60 SEK
Low	234.60 SEK
Close (prev. day)	151.70 SEK
VWAP	234.60 SEK
Volume (pcs)	1,104
Trading volume	258,998.40
Number of trades	1
Last size	1,104

## Performance and Risk

	6m	1y	3y
Perf (%)	-	-	-
Perf (abs.)	-	-	-
Beta	0.29	0.67	0.75
Volatility	-	-	-

5y



Information about previous performance does not guarantee future performance.  
Source: FactSet

## Price data

Ø price 5 days   Ø volume 5 days (pcs.)	- SEK (79)
Ø price 30 days   Ø volume 30 days (pcs.)	234.60 SEK (300)
Ø price 100 days   Ø volume 100 days (pcs.)	234.60 SEK (187)
Ø price 250 days   Ø volume 250 days (pcs.)	193.15 SEK (179)
YTD High   date	234.60 SEK (2024/04/04)
YTD Low   date	234.60 SEK (2024/04/04)
52 Weeks High   date	234.60 SEK (2024/04/04)
52 Weeks Low   date	151.70 SEK (2023/11/07)

## Arbitrage views

Exchange <span>⊕</span>	Date	Time	Price	Trading volume (mio.)	Number of trades
Tradegate	2024/04/29	10:58	19.24 EUR	0.03	7
Stuttgart	2024/04/29	10:30	19.29 EUR	0.00	3
Nasdaq Stockholm	2024/04/29	12:09	224.20 SEK	16.40	1,000
Munich	2024/04/29	08:09	19.56 EUR	0.00	1
London Stock	2024/04/	17:38	234.60 SEK	0.26	1

Exchange	04					
Frankfurt	2024/04/ 29	11:45	19.10	EUR	0.01	5
FINRA other OTC Issues	2024/02/ 23	18:16	18.60	USD	0.02	2
Duesseldorf	2024/04/ 29	09:10	19.60	EUR	0.00	2
Berlin	2024/04/ 29	11:54	19.16	EUR	0.00	6

## Company profile

### Company Logo



### Company Profile

-

### Contact Details

BONESUPPORT HOLDING

--

----

Telefon: -

Fax: -

E-mail: -