

DELIVRA HEALTH BRANDS INC.

ISIN: CA24703H1029 WKN: -

Overview

2024/07/26 08:10:21

Price
0.0135 EUR

Difference  17.39% (0.00)

General attributes

ISIN	CA24703H1029
Symbol	DHB
Exchange	Frankfurt
Currency	EUR
Sector	Chemical / Pharmaceutical / Health
Security type	Stock
Market cap (m)	5 EUR
Benchmark	S&P/TSX 60 INDEX

Market data

Bid (Bid size)	-
Ask (Ask size)	-
Open	0.0135 EUR
High	0.0135 EUR
Low	0.0135 EUR
Close (prev. day)	0.0115 EUR
VWAP	0.0135 EUR
Volume (pcs)	0
Trading volume	0.00
Number of trades	2
Last size	0

Futures and Options








Related Futures	-
Related Options	-

5y



Information about previous performance does not guarantee future performance.
Source: FactSet

Recent research

on sector			
Date		Headline	Download
2024/07/24		Global Equity Ratings	
2024/07/24		Aktienempfehlungen Global	
2024/07/15		Aktienempfehlungen Global	
2024/07/12		Global Equity Ratings	
2024/07/09		Aktienempfehlungen Österreich	

Details

2024/07/26 08:10:21

Price

0.0135 EUR

Difference ▲ 17.39% (0.00)

General attributes

ISIN	CA24703H1029
Symbol	DHB
Exchange	Frankfurt
Currency	EUR
Sector	Chemical / Pharmaceutical / Health
Security type	Stock
Market cap (m)	5 EUR
Benchmark	S&P/TSX 60 INDEX

Market data

Bid (Bid size)	-
Ask (Ask size)	-
Open	0.0135 EUR
High	0.0135 EUR
Low	0.0135 EUR
Close (prev. day)	0.0115 EUR
VWAP	0.0135 EUR
Volume (pcs)	0
Trading volume	0.00
Number of trades	2
Last size	0

Performance and Risk

	6m	1y	3y
Perf (%)	-22.86%	+145.45%	-74.24%
Perf (abs.)	+0.00	+0.01	-0.04
Beta	-0.93	0.59	0.05
Volatility	325.70	496.26	497.43

5y



Information about previous performance does not guarantee future performance.
Source: FactSet

Price data

Ø price 5 days Ø volume 5 days (pcs.)	0.0131 EUR (0)
Ø price 30 days Ø volume 30 days (pcs.)	0.0146 EUR (3)
Ø price 100 days Ø volume 100 days (pcs.)	0.0168 EUR (842)
Ø price 250 days Ø volume 250 days (pcs.)	0.0117 EUR (748)
YTD High date	0.0365 EUR (2024/05/27)
YTD Low date	0.0030 EUR (2024/01/03)
52 Weeks High date	0.0365 EUR (2024/05/27)
52 Weeks Low date	0.0015 EUR (2023/08/08)

All listings for DELIVRA HEALTH BRANDS INC.

Exchange	Date	Time	Price	Trading volume (mio.)	Number of trades
Tradegate	2022/09/08	22:02	0.0233 EUR	0.00	1
TSX Venture Exchange	2024/07/26	19:27	0.025 CAD	0.00	10
Stuttgart	2024/07/26	14:44	0.008 EUR	0.00	3
Munich	2024/07/26	08:00	0.0115 EUR	0.00	1
Frankfurt	2024/07/26	08:10	0.0135 EUR	0.00	2

	26						
FINRA other OTC Issues	2024/07/ 26	21:47	0.0181	USD	0.00		2

Company profile

Company Logo

Powered by



Company Profile

-

Contact Details

DELIVRA HEALTH BRANDS

--

Telefon: -

Fax: -

E-mail: -