

OSISKO METALS INC.

ISIN: CA6882741094 WKN: -

Overview

2024/07/26 14:44:26

Price
0.126 EURDifference  0.00% (0.00)

General attributes

| | |
|----------------|----------------------|
| ISIN | CA6882741094 |
| Symbol | OM |
| Exchange | Stuttgart |
| Currency | EUR |
| Sector | Energy / Commodities |
| Security type | Stock |
| Market cap (m) | 33 EUR |
| Benchmark | S&P/TSX 60 INDEX |

Market data

| | |
|-------------------|-----------|
| Bid (Bid size) | - (0) |
| Ask (Ask size) | - (0) |
| Open | 0.126 EUR |
| High | 0.126 EUR |
| Low | 0.126 EUR |
| Close (prev. day) | 0.126 EUR |
| VWAP | - |
| Volume (pcs) | 0 |
| Trading volume | 0.00 |
| Number of trades | 3 |
| Last size | 0 |

Futures and Options








| | |
|-----------------|---|
| Related Futures | - |
| Related Options | - |



5y

Information about previous performance does not guarantee future performance.
Source: FactSet

Recent research

| on sector | Date | Headline | Download |
|-----------|------------|---|---|
| | 2024/07/26 |  Equity Weekly |  |
| | 2024/07/24 |  Global Equity Ratings |  |
| | 2024/07/24 |  Aktienempfehlungen Global |  |
| | 2024/07/15 |  Aktienempfehlungen Global |  |
| | 2024/07/12 |  Equity Weekly |  |

Details

2024/07/26 14:44:26

Price

0.126 EUR

Difference ➔ 0.00% (0.00)

General attributes

| | |
|----------------|----------------------|
| ISIN | CA6882741094 |
| Symbol | OM |
| Exchange | Stuttgart |
| Currency | EUR |
| Sector | Energy / Commodities |
| Security type | Stock |
| Market cap (m) | 33 EUR |
| Benchmark | S&P/TSX 60 INDEX |

Market data

| | |
|-------------------|-----------|
| Bid (Bid size) | - (0) |
| Ask (Ask size) | - (0) |
| Open | 0.126 EUR |
| High | 0.126 EUR |
| Low | 0.126 EUR |
| Close (prev. day) | 0.126 EUR |
| VWAP | - |
| Volume (pcs) | 0 |
| Trading volume | 0.00 |
| Number of trades | 3 |
| Last size | 0 |

Performance and Risk

| | 6m | 1y | 3y |
|-------------|---------|---------|---------|
| Perf (%) | +17.76% | -20.25% | -55.00% |
| Perf (abs.) | +0.02 | -0.03 | -0.15 |
| Beta | 1.85 | 1.23 | 0.93 |
| Volatility | 104.34 | 82.38 | 69.37 |

5y



Information about previous performance does not guarantee future performance.
Source: FactSet

Price data

| | |
|---|------------------------|
| Ø price 5 days Ø volume 5 days (pcs.) | 0.125 EUR (0) |
| Ø price 30 days Ø volume 30 days (pcs.) | 0.137 EUR (0) |
| Ø price 100 days Ø volume 100 days (pcs.) | 0.127 EUR (0) |
| Ø price 250 days Ø volume 250 days (pcs.) | 0.122 EUR (503) |
| YTD High date | 0.177 EUR (2024/05/28) |
| YTD Low date | 0.073 EUR (2024/03/06) |
| 52 Weeks High date | 0.177 EUR (2024/05/28) |
| 52 Weeks Low date | 0.073 EUR (2024/03/06) |

All listings for OSISKO METALS INC.

| Exchange ⬆ | Date | Time | Price | Trading volume (mio.) | Number of trades |
|---|------------|-------|-----------|-----------------------|------------------|
| Tradegate | 2024/07/26 | 22:02 | 0.13 EUR | 0.00 | 1 |
| TSX Venture Exchange | 2024/07/26 | 19:26 | 0.195 CAD | 0.00 | 4 |
| Stuttgart | 2024/07/26 | 14:44 | 0.126 EUR | 0.00 | 3 |
| Frankfurt | 2024/07/26 | 08:05 | 0.106 EUR | 0.00 | 1 |
| FINRA other OTC | 2024/07/26 | 21:52 | 0.147 USD | 0.01 | 5 |

| | | | | | | | |
|--------|------------|-------|-------|-----|------|--|----|
| Issues | 26 | | | | | | |
| Berlin | 2024/07/26 | 20:48 | 0.128 | EUR | 0.00 | | 20 |

Company profile

Company Logo



Company Profile

-

Contact Details

OSISKO METALS

--

Telefon: -

Fax: -

E-mail: -