

SOLSTAD FARSTAD ASA

ISIN: NO0003080608 WKN: -

Overview

2024/04/26 21:41:18

Price

3.52 EUR

Difference  3.65% (0.12)

General attributes

ISIN NO0003080608

Symbol SOFF

Exchange Frankfurt

Currency EUR

Sector Transport

Security type Stock

Market cap (m) 274 EUR

Benchmark NORWAY OSLO BORS ALL SHARE(TRG)

Market data

Bid (Bid size) -

Ask (Ask size) -

Open 3.396 EUR

High 3.52 EUR

Low 3.396 EUR

Close (prev. day) 3.396 EUR

VWAP 3.002 EUR

Volume (pcs) 0

Trading volume 0.00

Number of trades 3

Last size 0

Futures and Options

Related Futures -

Related Options -

5y













Information about previous performance does not guarantee future performance.

Source: FactSet

Recent research

on sector

Date		Headline	Download
2024/04/26		Global Equity Ratings	
2024/04/26		Aktienempfehlungen Global	
2024/04/15		Aktienempfehlungen Österreich	
2024/04/03		Global Equity Ratings	
2024/04/03		Aktienempfehlungen Global	

Details

2024/04/26 21:41:18

Price

3.52 EUR

Difference ▲ 3.65% (0.12)

General attributes

ISIN	NO0003080608
Symbol	SOFF
Exchange	Frankfurt
Currency	EUR
Sector	Transport
Security type	Stock
Market cap (m)	274 EUR
Benchmark	NORWAY OSLO BORS ALL SHARE(TRG)

Market data

Bid (Bid size)	-
Ask (Ask size)	-
Open	3.396 EUR
High	3.52 EUR
Low	3.396 EUR
Close (prev. day)	3.396 EUR
VWAP	3.002 EUR
Volume (pcs)	0
Trading volume	0.00
Number of trades	3
Last size	0

Performance and Risk

	6m	1y	3y
Perf (%)	+57.51%	+75.87%	+418.47%
Perf (abs.)	+1.24	+1.47	+2.74
Beta	1.41	1.26	1.65
Volatility	61.59	66.32	86.44

5y



Information about previous performance does not guarantee future performance.
Source: FactSet

Price data

Ø price 5 days Ø volume 5 days (pcs.)	3.40 EUR (0)
Ø price 30 days Ø volume 30 days (pcs.)	3.28 EUR (0)
Ø price 100 days Ø volume 100 days (pcs.)	3.12 EUR (3)
Ø price 250 days Ø volume 250 days (pcs.)	2.49 EUR (8)
YTD High date	3.67 EUR (2024/04/11)
YTD Low date	2.70 EUR (2024/03/15)
52 Weeks High date	3.67 EUR (2024/04/11)
52 Weeks Low date	1.50 EUR (2023/08/29)

Arbitrage views

Exchange ⊕	Date	Time	Price	Trading volume (mio.)	Number of trades
Tradegate	2024/04/26	22:02	3.55 EUR	0.00	1
Stuttgart	2024/04/26	15:46	3.478 EUR	0.00	14
Munich	2023/10/27	08:04	2.04 EUR	0.00	1
London Stock Exchange	2023/09/12	16:52	23.36 NOK	0.00	1
Frankfurt	2024/04/26	21:41	3.52 EUR	0.00	3

	26					
First North Stockholm	2024/04/ 24	09:20	40.20 NOK	0.38		4
FINRA other OTC Issues	2024/04/ 05	21:59	3.09 USD	0.00		2
Duesseldorf	2024/04/ 26	08:11	3.428 EUR	0.00		3
Berlin	2024/04/ 26	21:43	3.55 EUR	0.00		17

Company profile

Company Logo



Company Profile

-

Contact Details

SOLSTAD FARSTAD

--

Telefon: -

Fax: -

E-mail: -