

BANK OF AMERICA CORP.

ISIN: **US0605051046** WKN: **060505104**

Overview

2024/04/12 17:35:21

Price

35.55 USD

Difference  -1.73% (-0.63)

General attributes

| | |
|----------------|-----------------------|
| ISIN | US0605051046 |
| Symbol | BAC |
| Exchange | London Stock Exchange |
| Currency | USD |
| Sector | Financial |
| Security type | Stock |
| Market cap (m) | 262,694 EUR |
| Benchmark | S&P 500 |

Market data

| | |
|-------------------|-------------------|
| Bid (Bid size) | 34.60 USD (2,000) |
| Ask (Ask size) | 36.50 USD (2,000) |
| Open | 35.8773 USD |
| High | 35.8773 USD |
| Low | 35.8773 USD |
| Close (prev. day) | 36.175 USD |
| VWAP | 35.8773 USD |
| Volume (pcs) | 861 |
| Trading volume | 215.26 |
| Number of trades | 8 |
| Last size | - |

Futures and Options











| | |
|-----------------|----|
| Related Futures | 15 |
| Related Options | - |

5y



Information about previous performance does not guarantee future performance.
Source: FactSet

Recent research

| on instrument | on sector | on market | |
|---------------|---|---------------------------|---|
| Date | | Headline | Download |
| 2024/04/03 |  | Global Equity Ratings |  |
| 2024/04/03 |  | Aktienempfehlungen Global |  |
| 2024/03/13 |  | Global Equity Ratings |  |
| 2024/03/13 |  | Aktienempfehlungen Global |  |
| 2024/02/22 |  | Aktienempfehlungen Global |  |

Details

2024/04/12 17:35:21

Price

35.55 USD

Difference 📉 -1.73% (-0.63)

General attributes

| | |
|----------------|-----------------------|
| ISIN | US0605051046 |
| Symbol | BAC |
| Exchange | London Stock Exchange |
| Currency | USD |
| Sector | Financial |
| Security type | Stock |
| Market cap (m) | 262,694 EUR |
| Benchmark | S&P 500 |

Market data

| | |
|-------------------|-------------------|
| Bid (Bid size) | 34.60 USD (2,000) |
| Ask (Ask size) | 36.50 USD (2,000) |
| Open | 35.8773 USD |
| High | 35.8773 USD |
| Low | 35.8773 USD |
| Close (prev. day) | 36.175 USD |
| VWAP | 35.8773 USD |
| Volume (pcs) | 861 |
| Trading volume | 215.26 |
| Number of trades | 8 |
| Last size | - |

Performance and Risk

| | 6m | 1y | 3y |
|-------------|---------|---------|---------|
| Perf (%) | +32.16% | +24.74% | -11.24% |
| Perf (abs.) | +8.65 | +7.05 | -4.50 |
| Beta | 1.02 | 1.09 | 1.00 |
| Volatility | 26.64 | 25.35 | 29.00 |

5y



Information about previous performance does not guarantee future performance.
Source: FactSet

Price data

| | |
|---|-------------------------|
| Ø price 5 days Ø volume 5 days (pcs.) | 36.70 USD (1,336) |
| Ø price 30 days Ø volume 30 days (pcs.) | 36.15 USD (1,643) |
| Ø price 100 days Ø volume 100 days (pcs.) | 33.62 USD (1,565) |
| Ø price 250 days Ø volume 250 days (pcs.) | 30.65 USD (25,855) |
| YTD High date | 37.87 USD (2024/04/03) |
| YTD Low date | 25.99 USD (2024/03/13) |
| 52 Weeks High date | 968.00 USD (2023/04/21) |
| 52 Weeks Low date | 25.17 USD (2023/10/30) |

Arbitrage views

| Exchange | Date | Time | Price | Trading volume (mio.) | Number of trades |
|-----------------------|------------|-------|------------|-----------------------|------------------|
| Xetra | 2024/04/12 | 17:35 | 33.50 EUR | 1.23 | 297 |
| Vienna Stock Exchange | 2024/04/12 | 17:32 | 33.48 EUR | 0.01 | 6 |
| Tradegate | 2024/04/12 | 22:26 | 33.65 EUR | 0.42 | 74 |
| Stuttgart | 2024/04/12 | 11:08 | 34.075 EUR | 0.01 | 5 |
| SIX Swiss Exchange | 2023/ | 17:36 | 28.50 CHF | 0.00 | 1 |

| | | | | | | |
|--|----------------|-------|------------|----------|--|---------|
| | 03/14 | | | | | |
| SIX Swiss Exchange | 2019/ 06/28 | 17:35 | 28.67 USD | 0.00 | | 1 |
| NYSE | 2024/ 04/12 | 22:00 | 35.79 USD | 1,685.66 | | 218,162 |
| Munich | 2024/ 04/12 | 08:03 | 34.00 EUR | 0.00 | | 2 |
| London Stock Exchange | 2024/ 04/12 | 17:35 | 35.55 USD | 0.00 | | 8 |
| Hanover | 2024/ 04/12 | 08:08 | 33.915 EUR | 0.00 | | 3 |
| Hamburg | 2024/ 04/12 | 08:01 | 33.90 EUR | 0.00 | | 3 |
| Frankfurt | 2024/ 04/12 | 21:56 | 33.61 EUR | 0.01 | | 4 |
| Euronext Milan MTF Trading After Hours | 2024/ 04/09 | 18:00 | 33.43 EUR | 0.06 | | 4 |
| Euronext Milan MTF Global Equity Market | 2024/ 04/12 | 17:44 | 33.405 EUR | 0.05 | | 6 |
| Duesseldorf | 2024/ 04/12 | 08:10 | 33.895 EUR | 0.00 | | 3 |
| Berlin | 2024/ 04/12 | 08:08 | 33.915 EUR | 0.00 | | 1 |
| BX Swiss | 2024/ 04/12 | 18:00 | 33.256 CHF | 0.00 | | 1 |

Company profile

Company Logo



Contact Details

BANK OF AMERICA CORP.

--

100 North Tryon Street - 28255 Charlotte

Telefon: +1-704-386-5681

Fax: +1-704-386-6699

E-mail: -

Company Profile

-

Members of Management Board

| | |
|----------------------------------|-------------------------------|
| Clayton Rose | Member of Board of Directors |
| Maria Zuber | Member of Board of Directors |
| Arnold Donald | Member of Board of Directors |
| Denise Ramos | Member of Board of Directors |
| José Almeida | Member of Board of Directors |
| Linda Hudson | Member of Board of Directors |
| Lionel Nowell | Member of Board of Directors |
| Michael White | Member of Board of Directors |
| Monica Lozano | Member of Board of Directors |
| Pierre de Weck | Member of Board of Directors |
| Sharon Allen | Member of Board of Directors |
| Thomas Woods | Member of Board of Directors |
| Brian T. Moynihan | Chairman of Managing Board |
| Aditya Bhasin | Member of Executive Committee |
| Alastair Borthwick | Member of Executive Committee |
| Andy Sieg | Member of Executive Committee |
| Aron Levine | Member of Executive Committee |
| Bruce R. Thompson | Member of Executive Committee |
| CEO, Merrill Lynch International | Member of Executive Committee |
| Catherine P. Bessant | Member of Executive Committee |
| Christine P. Katziff | Member of Executive Committee |
| D. Steve Boland | Member of Executive Committee |
| David G. Leitch | Member of Executive Committee |
| Dean Athanasia | Member of Executive Committee |

Geoffrey S. Greener Member of Executive
Committee