

WUXI BIOLOGICS (CAYMAN) INC.

15 minutes delayed

ISIN: **KYG970081173** WKN: -

Overview

2024/04/26 10:08:20 15 minutes delayed

Price

13.48 HKD

Difference  5.81% (0.74)

General attributes

ISIN	KYG970081173
Symbol	2269
Exchange	Hong Kong Stock Exchange
Currency	HKD
Sector	Chemical / Pharmaceutical / Health
Security type	Stock
Market cap (m)	6,837 EUR
Benchmark	MSCI WORLD INDEX (STRD, UHD)

Market data

Bid (Bid size)	-
Ask (Ask size)	-
Open	12.72 HKD
High	13.62 HKD
Low	12.62 HKD
Close (prev. day)	12.74 HKD
VWAP	13.27491 HKD
Volume (pcs)	-
Trading volume	-
Number of trades	-
Last size	-

Futures and Options










Related Futures	-
Related Options	-

5y



Information about previous performance does not guarantee future performance.
Source: FactSet

Recent research

on sector			
Date		Headline	Download
2024/04/26		Global Equity Ratings	
2024/04/26		Aktienempfehlungen Global	
2024/04/15		Aktienempfehlungen Österreich	
2024/04/03		Global Equity Ratings	
2024/04/03		Aktienempfehlungen Global	

Details

2024/04/26 10:08:20 15 minutes delayed

Price

13.48 HKD

Difference ▲ 5.81% (0.74)

General attributes

ISIN	KYG970081173
Symbol	2269
Exchange	Hong Kong Stock Exchange
Currency	HKD
Sector	Chemical / Pharmaceutical / Health
Security type	Stock
Market cap (m)	6,837 EUR
Benchmark	MSCI WORLD INDEX (STRD, UHD)

Market data

Bid (Bid size)	-
Ask (Ask size)	-
Open	12.72 HKD
High	13.62 HKD
Low	12.62 HKD
Close (prev. day)	12.74 HKD
VWAP	13.27491 HKD
Volume (pcs)	-
Trading volume	-
Number of trades	-
Last size	-

Performance and Risk

	6m	1y	3y
Perf (%)	-69.71%	-71.20%	-88.26%
Perf (abs.)	-31.02	-33.32	-101.32
Beta	0.71	0.93	0.64
Volatility	95.43	76.87	73.22

5y



Information about previous performance does not guarantee future performance.
Source: FactSet

Price data

Ø price 5 days Ø volume 5 days (pcs.)	12.98 HKD (-)
Ø price 30 days Ø volume 30 days (pcs.)	13.92 HKD (-)
Ø price 100 days Ø volume 100 days (pcs.)	21.73 HKD (-)
Ø price 250 days Ø volume 250 days (pcs.)	35.02 HKD (-)
YTD High date	33.40 HKD (2024/01/11)
YTD Low date	12.42 HKD (2024/04/22)
52 Weeks High date	52.45 HKD (2023/11/08)
52 Weeks Low date	12.42 HKD (2024/04/22)

All listings for WUXI BIOLOGICS (CAYMAN) INC.

Exchange ⊕	Date	Time	Price	Trading volume (mio.)	Number of trades
Tradegate	2024/04/26	22:26	1.6326 EUR	0.01	10
Stuttgart	2024/04/26	14:33	1.6226 EUR	0.00	5
Munich	2024/04/26	08:11	1.5776 EUR	0.00	2
Hong Kong Stock Exchange	2024/04/26	10:08	13.48 HKD	-	-
Frankfurt	2024/04/26	14:04	1.6402 EUR	0.00	1

	26					
FINRA other OTC Issues	2024/04/26	20:28	1.68 USD	0.01		1
Duesseldorf	2024/04/26	19:30	1.5976 EUR	0.00		7
Berlin	2024/04/26	21:05	1.635 EUR	0.00		8

Company profile

Company Logo



Contact Details

WUXI BIOLOGICS (CAYMAN) INC.

--

Telefon: -

Fax: -

E-mail: -

Company Profile

-

Members of Management Board

Zhisheng (Chris) Chen, Ph.D. Chairman of Managing Board

Christine Lu-Wong Member of Executive Committee

Jijie Gu, Ph.D. Member of Executive Committee

Weichang Zhou, Ph.D. Member of Executive Committee

Board of directors

Ge Li Chairman of Supervisory Board

Jue Chen Member of Supervisory Board

Weichang Zhou Member of Supervisory Board

Yi Bing Wu Member of Supervisory Board

Jackson Tai Member of Supervisory Board

Kenneth Hitchner Member of Supervisory Board

William Keller Member of Supervisory Board

Yan Ling Cao Member of Supervisory Board