

## KAMUX OYJ

ISIN: FI4000206750

WKN: -

## Overview

2024/07/09 14:13:06

Price  
5.19 EURDifference  -0.38% (-0.02)

## General attributes

ISIN	FI4000206750
Symbol	KAMUX
Exchange	Berlin
Currency	EUR
Sector	Commerce
Security type	Stock
Market cap (m)	209 EUR
Benchmark	OMX HELSINKI 25

## Market data

Bid (Bid size)	5.12 EUR (1,700)
Ask (Ask size)	5.27 EUR (1,700)
Open	5.21 EUR
High	5.23 EUR
Low	5.19 EUR
Close (prev. day)	5.21 EUR
VWAP	-
Volume (pcs)	0
Trading volume	0.00
Number of trades	9
Last size	0

## Futures and Options









Related Futures	1
Related Options	-

5y



Information about previous performance does not guarantee future performance.  
Source: FactSet

## Recent research

on sector		on market	
Date		Headline	Download
2024/06/21		Equity Weekly	
2024/06/21		Global Equity Ratings	
2024/06/21		Aktienempfehlungen Global	
2024/06/14		Global Equity Ratings	
2024/06/14		Aktienempfehlungen Global	

## Details

2024/07/09 14:13:06

## Price

5.19 EUR

Difference ▼ -0.38% (-0.02)

## General attributes

ISIN	FI4000206750
Symbol	KAMUX
Exchange	Berlin
Currency	EUR
Sector	Commerce
Security type	Stock
Market cap (m)	209 EUR
Benchmark	OMX HELSINKI 25

## Market data

Bid (Bid size)	5.12 EUR (1,700)
Ask (Ask size)	5.27 EUR (1,700)
Open	5.21 EUR
High	5.23 EUR
Low	5.19 EUR
Close (prev. day)	5.21 EUR
VWAP	-
Volume (pcs)	0
Trading volume	0.00
Number of trades	9
Last size	0

## Performance and Risk

	6m	1y	3y
Perf (%)	-5.87%	-2.43%	-67.58%
Perf (abs.)	-0.33	-0.13	-10.86
Beta	0.78	0.79	0.88
Volatility	25.96	29.69	35.56

5y



Information about previous performance does not guarantee future performance.  
Source: FactSet

## Price data

Ø price 5 days   Ø volume 5 days (pcs.)	5.24 EUR (0)
Ø price 30 days   Ø volume 30 days (pcs.)	5.64 EUR (0)
Ø price 100 days   Ø volume 100 days (pcs.)	5.57 EUR (0)
Ø price 250 days   Ø volume 250 days (pcs.)	5.51 EUR (1)
YTD High   date	6.16 EUR (2024/06/03)
YTD Low   date	4.94 EUR (2024/03/01)
52 Weeks High   date	6.25 EUR (2023/09/04)
52 Weeks Low   date	4.88 EUR (2023/10/30)

## Arbitrage views

Exchange <span>⊕</span>	Date	Time	Price	Trading volume (mio.)	Number of trades
Tradegate	2024/07/08	22:26	5.21 EUR	0.00	1
Stuttgart	2024/07/09	10:30	5.19 EUR	0.00	2
Nasdaq Helsinki	2024/07/09	14:46	5.18 EUR	0.05	58
Munich	2024/07/09	08:05	5.23 EUR	0.00	1
London Stock	2024/03/	13:49	5.2510 EUR	0.01	1

Exchange	04					
Frankfurt	2024/07/09	11:29	5.15 EUR	0.00		2
FINRA other OTC Issues	2021/12/15	16:19	12.17 USD	0.02		1
Duesseldorf	2024/07/09	08:11	5.17 EUR	0.00		1
Berlin	2024/07/09	14:13	5.19 EUR	0.00		9

## Company profile

### Company Logo



### Company Profile

-

### Contact Details

KAMUX

--

----

Telefon: -

Fax: -

E-mail: -