

## 3M COMPANY

ISIN: US88579Y1010

WKN: 88579Y101

## Overview

2024/04/23 17:32:21

Price  
87.09 EURDifference  0.85% (0.73)

## General attributes

ISIN	US88579Y1010
Symbol	MMM
Exchange	Vienna Stock Exchange
Currency	EUR
Sector	Consumer Products
Security type	Stock
Market cap (m)	48,111 EUR
Benchmark	S&P 500

## Market data

Bid (Bid size)	-
Ask (Ask size)	-
Open	87.00 EUR
High	87.09 EUR
Low	87.00 EUR
Close (prev. day)	86.36 EUR
VWAP	86.39 EUR
Volume (pcs)	0
Trading volume	0.00
Number of trades	2
Last size	0

## Futures and Options








Related Futures	15
Related Options	-



Information about previous performance does not guarantee future performance.

Source: FactSet

## Recent research

on instrument	on sector	on market
Date	Headline	Download
2023/06/06	 Global Equity Ratings	
2023/06/06	 Aktienempfehlungen Global	
2023/06/01	 Aktienempfehlungen Global	
2023/06/01	 Global Equity Ratings	
2023/05/24	 Global Equity Ratings	

## Details

2024/04/23 17:32:21

## Price

87.09 EUR

Difference ▲ 0.85% (0.73)

## General attributes

ISIN	US88579Y1010
Symbol	MMM
Exchange	Vienna Stock Exchange
Currency	EUR
Sector	Consumer Products
Security type	Stock
Market cap (m)	48,111 EUR
Benchmark	S&P 500

## Market data

Bid (Bid size)	-
Ask (Ask size)	-
Open	87.00 EUR
High	87.09 EUR
Low	87.00 EUR
Close (prev. day)	86.36 EUR
VWAP	86.39 EUR
Volume (pcs)	0
Trading volume	0.00
Number of trades	2
Last size	0

## Performance and Risk

	6m	1y	3y
Perf (%)	+7.04%	-8.53%	-48.01%
Perf (abs.)	+5.73	-8.12	-80.41
Beta	0.79	0.99	0.79
Volatility	33.20	29.67	25.60

5y



Information about previous performance does not guarantee future performance.  
Source: FactSet

## Price data

Ø price 5 days   Ø volume 5 days (pcs.)	86.20 EUR (22)
Ø price 30 days   Ø volume 30 days (pcs.)	90.40 EUR (28)
Ø price 100 days   Ø volume 100 days (pcs.)	91.37 EUR (43)
Ø price 250 days   Ø volume 250 days (pcs.)	91.43 EUR (50)
YTD High   date	100.40 EUR (2024/01/03)
YTD Low   date	83.59 EUR (2024/04/05)
52 Weeks High   date	102.00 EUR (2023/07/27)
52 Weeks Low   date	80.00 EUR (2023/10/24)

## Arbitrage views

Exchange <span>⊕</span>	Date	Time	Price	Trading volume (mio.)	Number of trades
Xetra	2024/04/23	17:35	87.25 EUR	0.26	60
Vienna Stock Exchange	2024/04/23	17:32	87.09 EUR	0.00	2
Tradegate	2024/04/23	18:10	87.26 EUR	0.74	136
Stuttgart	2024/04/23	15:38	87.51 EUR	0.02	6

SIX Swiss Exchange	2024/ 04/17	10:52	82.00 CHF	0.00	1
NYSE	2024/ 04/23	18:16	93.3289 USD	134.76	23,976
Munich	2024/ 04/23	08:04	86.71 EUR	0.00	1
London Stock Exchange European Trade Reporting	2024/ 04/23	17:30	85.06 CHF	0.00	5
Hanover	2024/ 04/23	08:05	86.51 EUR	0.00	1
Hamburg	2024/ 04/23	08:00	86.51 EUR	0.00	1
Frankfurt	2024/ 04/23	15:23	87.22 EUR	0.01	5
Euronext Milan MTF Trading After Hours	2024/ 03/13	19:59	79.6797 EUR	0.00	2
Euronext Milan MTF Global Equity Market	2024/ 04/23	17:44	87.12 EUR	0.00	2
Duesseldorf	2024/ 04/23	16:30	87.70 EUR	0.01	5
Berlin	2024/ 04/23	08:08	86.70 EUR	0.00	1

## Company profile

### Company Logo



### Contact Details

3M CO.

--

3M Center - 55144-1000 St. Paul

Telefon: +1-651-733-1110

Fax: +

E-mail: -

### Company Profile

-

#### Members of Management Board

Pedro Pizarro Member of Board of Directors

Amy Hood Member of Board of Directors

Anne Chow Member of Board of Directors

Audrey Choi Member of Board of Directors

David Dillon Member of Board of Directors

Gregory Page Member of Board of Directors

James Fitterling Member of Board of Directors

Michael Eskew Member of Board of Directors

Suzan Kereere Member of Board of Directors

Thomas Brown Member of Board of Directors

Thomas Sweet Member of Board of Directors

Michael Roman Chairman of Managing Board

John P. Banovetz Member of Executive Committee

Karina Chavez Member of Executive Committee

Kevin Rhodes Member of Executive Committee

Mark Murphy Member of Executive Committee

Monish Patolawala Member of Executive Committee

Zoe Dickson Member of Executive Committee