

O'REILLY AUTOMOTIVE INC.

ISIN: **US67103H1077** WKN: **67103H107**

Overview

2024/07/17 17:32:32

Price

958.60 EUR

Difference  -0.06% (-0.60)

General attributes

ISIN	US67103H1077
Symbol	ORLY
Exchange	Vienna Stock Exchange
Currency	EUR
Sector	Commerce
Security type	Stock
Market cap (m)	56,374 EUR
Benchmark	S&P 500

Market data

Bid (Bid size)	-
Ask (Ask size)	-
Open	954.20 EUR
High	959.20 EUR
Low	951.80 EUR
Close (prev. day)	959.20 EUR
VWAP	956.20 EUR
Volume (pcs)	0
Trading volume	0.00
Number of trades	5
Last size	0

Futures and Options










Related Futures	-
Related Options	-

5y



Information about previous performance does not guarantee future performance.
Source: FactSet

Recent research

on sector		on market	
Date		Headline	Download
2024/07/15		Aktienempfehlungen Global	
2024/07/12		Global Equity Ratings	
2024/06/21		Equity Weekly	
2024/06/21		Global Equity Ratings	
2024/06/21		Aktienempfehlungen Global	

Details

2024/07/17 17:32:32

Price

958.60 EUR

Difference  -0.06% (-0.60)

General attributes

ISIN	US67103H1077
Symbol	ORLY
Exchange	Vienna Stock Exchange
Currency	EUR
Sector	Commerce
Security type	Stock
Market cap (m)	56,374 EUR
Benchmark	S&P 500

Market data

Bid (Bid size)	-
Ask (Ask size)	-
Open	954.20 EUR
High	959.20 EUR
Low	951.80 EUR
Close (prev. day)	959.20 EUR
VWAP	956.20 EUR
Volume (pcs)	0
Trading volume	0.00
Number of trades	5
Last size	0

Performance and Risk

	6m	1y	3y
Perf (%)	+3.86%	+10.90%	+89.52%
Perf (abs.)	+35.60	+94.20	+452.80
Beta	0.63	0.52	0.56
Volatility	20.26	20.49	23.41

5y



Information about previous performance does not guarantee future performance.
Source: FactSet

Price data

Ø price 5 days Ø volume 5 days (pcs.)	957.60 EUR (2)
Ø price 30 days Ø volume 30 days (pcs.)	956.40 EUR (1)
Ø price 100 days Ø volume 100 days (pcs.)	973.96 EUR (0)
Ø price 250 days Ø volume 250 days (pcs.)	923.45 EUR (1)
YTD High date	1,079.00 EUR (2024/03/25)
YTD Low date	840.00 EUR (2024/01/08)
52 Weeks High date	1,079.00 EUR (2024/03/25)
52 Weeks Low date	818.20 EUR (2023/10/25)

Arbitrage views

Exchange 	Date	Time	Price	Trading volume (mio.)	Number of trades
Vienna Stock Exchange	2024/07/17	17:32	958.60 EUR	0.00	5
Tradegate	2024/07/17	15:59	959.60 EUR	0.08	8
Stuttgart	2024/07/17	19:51	956.20 EUR	0.00	4
Nasdaq	2024/07/17	21:08	1,047.90 USD	145.04	12,528
Munich	2024/07/17	08:01	955.20 EUR	0.00	1

	17					
London Stock Exchange	2023/12/28	15:49	944.20 USD	0.07		1
Hanover	2024/07/17	08:09	954.80 EUR	0.00		1
Hamburg	2024/07/17	08:06	954.80 EUR	0.00		1
Frankfurt	2024/07/17	08:20	953.20 EUR	0.00		1
Duesseldorf	2024/07/17	08:10	953.00 EUR	0.00		1
Berlin	2024/07/17	08:08	953.00 EUR	0.00		1

Company profile

Company Logo



Contact Details

O'REILLY AUTOMOTIVE INC.

--

233 South Patterson Avenue - 65802-2298
Springfield

Telefon: +1-417-862-6708

Fax: +1-417-863-2242

E-mail: support@oreillyauto.com

Company Profile

-

Members of Management Board

Gregory Henslee Chairman of Board of Directors

Andrea Weiss Member of Board of Directors

Dana Perlman Member of Board of Directors

David O'Reilly Member of Board of Directors

Fred Whitfield Member of Board of Directors

Gregory Johnson Member of Board of Directors

John Murphy Member of Board of Directors

Lawrence O'Reilly Member of Board of Directors

Maria Sastre Member of Board of Directors

Thomas Hendrickson Member of Board of Directors

Brad W. Beckham Member of Executive Committee

Brent Kirby Member of Executive Committee

David E. O'Reilly Member of Executive Committee

Doug Bragg Member of Executive Committee

Greg L. Henslee Member of Executive Committee

Jeremy Fletcher Member of Executive Committee