

CELLAVISION AB

ISIN: SE0000683484 WKN: -

Overview

2024/04/26 08:03:14

Price
19.54 EURDifference  -0.71% (-0.14)

General attributes

ISIN	SE0000683484
Symbol	CEVI
Exchange	Stuttgart
Currency	EUR
Sector	Chemical / Pharmaceutical / Health
Security type	Stock
Market cap (m)	450 EUR
Benchmark	OMX STOCKHOLM 30 INDEX

Market data

Bid (Bid size)	- (0)
Ask (Ask size)	- (0)
Open	19.54 EUR
High	19.54 EUR
Low	19.54 EUR
Close (prev. day)	19.68 EUR
VWAP	-
Volume (pcs)	0
Trading volume	0.00
Number of trades	3
Last size	0







Futures and Options

Related Futures	-
Related Options	-



Information about previous performance does not guarantee future performance.
Source: FactSet

Recent research

on sector			
Date		Headline	Download
2024/04/26		Global Equity Ratings	
2024/04/26		Aktienempfehlungen Global	
2024/04/15		Aktienempfehlungen Österreich	
2024/04/03		Global Equity Ratings	
2024/04/03		Aktienempfehlungen Global	

Details

2024/04/26 08:03:14

Price

19.54 EUR

Difference ▼ -0.71% (-0.14)

General attributes

ISIN	SE0000683484
Symbol	CEVI
Exchange	Stuttgart
Currency	EUR
Sector	Chemical / Pharmaceutical / Health
Security type	Stock
Market cap (m)	450 EUR
Benchmark	OMX STOCKHOLM 30 INDEX

Market data

Bid (Bid size)	- (0)
Ask (Ask size)	- (0)
Open	19.54 EUR
High	19.54 EUR
Low	19.54 EUR
Close (prev. day)	19.68 EUR
VWAP	-
Volume (pcs)	0
Trading volume	0.00
Number of trades	3
Last size	0

Performance and Risk

	6m	1y	3y
Perf (%)	+82.28%	+34.39%	-44.24%
Perf (abs.)	+8.82	+5.00	-15.50
Beta	1.45	1.06	0.91
Volatility	54.08	55.91	56.33

5y



Information about previous performance does not guarantee future performance.
Source: FactSet

Price data

Ø price 5 days Ø volume 5 days (pcs.)	19.79 EUR (0)
Ø price 30 days Ø volume 30 days (pcs.)	19.56 EUR (0)
Ø price 100 days Ø volume 100 days (pcs.)	19.22 EUR (2)
Ø price 250 days Ø volume 250 days (pcs.)	16.74 EUR (17)
YTD High date	23.70 EUR (2024/02/19)
YTD Low date	16.10 EUR (2024/01/25)
52 Weeks High date	23.70 EUR (2024/02/19)
52 Weeks Low date	10.42 EUR (2023/10/20)

Arbitrage views

Exchange	Date	Time	Price	Trading volume (mio.)	Number of trades
Stuttgart	2024/04/26	08:03	19.54 EUR	0.00	3
Nasdaq Stockholm	2024/04/26	17:29	220.50 SEK	4.83	345
Munich	2024/04/26	08:11	19.88 EUR	0.00	2
London Stock Exchange European Trade Reporting	2024/04/26	17:25	221.75 SEK	0.00	2
Frankfurt	2024/04/26	09:15	19.66 EUR	0.00	3

	04/26					
FINRA other OTC Issues	2024/ 04/26	15:30	20.24 USD	0.01		1
Duesseldorf	2024/ 04/26	19:31	18.62 EUR	0.00		7
Berlin	2024/ 04/26	21:43	18.84 EUR	0.00		18

Company profile

Company Logo

Contact Details

CELLAVISION

--

Ideon Science Park - 223 70 Lund

Telefon: +46 (0)46 - 286 44 00

Fax: +46 (0)46 - 286 44 70

E-mail: info@cellavision.com

Company Profile

-