

## X-FAB SILICON FOUNDRIES SE

ISIN: **BE0974310428** WKN: -

## Overview

2024/07/09 15:41:19

Price

6.365 EUR

Difference  -34.98% (-3.43)

## General attributes

ISIN	BE0974310428
Symbol	XFAB
Exchange	London Stock Exchange
Currency	EUR
Sector	Technology
Security type	Stock
Market cap (m)	657 EUR
Benchmark	BEL 20 INDEX

## Market data

Bid (Bid size)	1.956 EUR (5,000)
Ask (Ask size)	2.055 EUR (5,000)
Open	6.365 EUR
High	6.365 EUR
Low	6.365 EUR
Close (prev. day)	9.79 EUR
VWAP	6.365 EUR
Volume (pcs)	8,333
Trading volume	53,039.55
Number of trades	1
Last size	8,333






## Futures and Options

Related Futures	-
Related Options	-



Information about previous performance does not guarantee future performance.  
Source: FactSet

## Recent research

on sector		on market		
Date		Headline		Download
2024/09/11		Global Equity Ratings		
2024/09/11		Aktienempfehlungen Global		
2024/09/09		Aktienempfehlungen Österreich		
2024/09/06		Equity Weekly		
2024/09/05		Global Equity Ratings		

## Details

2024/07/09 15:41:19

## Price

6.365 EUR

Difference  -34.98% (-3.43)

## General attributes

ISIN	BE0974310428
Symbol	XFAB
Exchange	London Stock Exchange
Currency	EUR
Sector	Technology
Security type	Stock
Market cap (m)	657 EUR
Benchmark	BEL 20 INDEX

## Market data

Bid (Bid size)	1.956 EUR (5,000)
Ask (Ask size)	2.055 EUR (5,000)
Open	6.365 EUR
High	6.365 EUR
Low	6.365 EUR
Close (prev. day)	9.79 EUR
VWAP	6.365 EUR
Volume (pcs)	8,333
Trading volume	53,039.55
Number of trades	1
Last size	8,333

## Performance and Risk

	6m	1y	3y
Perf (%)	-	-	-
Perf (abs.)	-	-	-
Beta	-	-	-
Volatility	-	-	26.76

5y



Information about previous performance does not guarantee future performance.  
Source: FactSet

## Price data

Ø price 5 days   Ø volume 5 days (pcs.)	- EUR (203)
Ø price 30 days   Ø volume 30 days (pcs.)	6.365 EUR (353)
Ø price 100 days   Ø volume 100 days (pcs.)	6.365 EUR (118)
Ø price 250 days   Ø volume 250 days (pcs.)	8.078 EUR (96)
YTD High   date	6.365 EUR (2024/07/09)
YTD Low   date	6.365 EUR (2024/07/09)
52 Weeks High   date	9.790 EUR (2023/09/29)
52 Weeks Low   date	6.365 EUR (2024/07/09)

## Arbitrage views

Exchange 	Date	Time	Price	Trading volume (mio.)	Number of trades
Tradegate	2024/09/16	12:33	4.772 EUR	0.01	9
Stuttgart	2024/09/16	13:29	4.782 EUR	0.00	4
Munich	2024/09/16	08:10	5.015 EUR	0.00	1
London Stock Exchange	2024/07/09	15:41	6.365 EUR	0.05	1
Frankfurt	2024/09/16	08:20	4.958 EUR	0.00	1

	16					
FINRA other OTC Issues	2024/09/11	15:30	5.25 USD	0.01		1
Euronext Paris	2024/09/16	13:38	4.802 EUR	0.44		410
Duesseldorf	2024/09/16	08:10	4.968 EUR	0.00		1
Berlin	2024/09/16	13:25	4.804 EUR	0.00		8

## Company profile

### Company Logo



### Contact Details

X-FAB SILICON FOUNDRIES SE

--

Transportstraat 1 - 3980 Tessenderlo

Telefon: +32-13-61-36-27

Fax: +32-49-361427611

E-mail: [info@xfab.com](mailto:info@xfab.com)

### Company Profile

-

#### Members of Management Board

Rudi De Winter Chairman of Managing Board

Gabriel Kittler Member of Executive Committee

Jocelyne Wasselin Member of Executive Committee

Alba Morganti Member of Executive Committee

Damien Macq Member of Executive Committee

Jörg Doblaski Member of Executive Committee

Lee Boon Chun Member of Executive Committee

Lloyd Whetzel Member of Executive Committee

Michael Woittennek Member of Executive Committee

#### Board of directors

Hamid bin Bugo Chairman of Supervisory Board

Estelle Iacona Member of Supervisory Board

Wan Lizozman Haji Wan Omar Member of Supervisory Board

Christel Verschaeren Member of Supervisory Board

Christine Juliam Member of Supervisory Board

Hans-Jürgen Straub Member of Supervisory Board

Ling Qi Member of Supervisory Board

Roland Joseph M. Duchâtelet Member of Supervisory Board