

KAMUX OYJ

ISIN: FI4000206750

WKN: -

Overview

2024/07/09 14:30:17

Price
5.19 EURDifference  -0.57% (-0.03)

General attributes

| | |
|----------------|-----------------|
| ISIN | FI4000206750 |
| Symbol | KAMUX |
| Exchange | Nasdaq Helsinki |
| Currency | EUR |
| Sector | Commerce |
| Security type | Stock |
| Market cap (m) | 209 EUR |
| Benchmark | OMX HELSINKI 25 |

Market data

| | |
|-------------------|------------------|
| Bid (Bid size) | 5.18 EUR (1,923) |
| Ask (Ask size) | 5.21 EUR (823) |
| Open | 5.22 EUR |
| High | 5.22 EUR |
| Low | 5.18 EUR |
| Close (prev. day) | 5.22 EUR |
| VWAP | 5.192874 EUR |
| Volume (pcs) | 8,653 |
| Trading volume | 44,300.76 |
| Number of trades | 56 |
| Last size | 100 |

Futures and Options










| | |
|-----------------|---|
| Related Futures | 1 |
| Related Options | - |

5y



Information about previous performance does not guarantee future performance.
Source: FactSet

Recent research

| on sector | on market | | |
|------------|---|--|---|
| Date | Headline | | Download |
| 2024/06/21 |  Equity Weekly | |  |
| 2024/06/21 |  Global Equity Ratings | |  |
| 2024/06/21 |  Aktienempfehlungen Global | |  |
| 2024/06/14 |  Global Equity Ratings | |  |
| 2024/06/14 |  Aktienempfehlungen Global | |  |

Details

2024/07/09 14:30:17

Price

5.19 EUR

Difference ▼ -0.57% (-0.03)

General attributes

| | |
|----------------|-----------------|
| ISIN | FI4000206750 |
| Symbol | KAMUX |
| Exchange | Nasdaq Helsinki |
| Currency | EUR |
| Sector | Commerce |
| Security type | Stock |
| Market cap (m) | 209 EUR |
| Benchmark | OMX HELSINKI 25 |

Market data

| | |
|-------------------|------------------|
| Bid (Bid size) | 5.18 EUR (1,923) |
| Ask (Ask size) | 5.21 EUR (823) |
| Open | 5.22 EUR |
| High | 5.22 EUR |
| Low | 5.18 EUR |
| Close (prev. day) | 5.22 EUR |
| VWAP | 5.192874 EUR |
| Volume (pcs) | 8,653 |
| Trading volume | 44,300.76 |
| Number of trades | 56 |
| Last size | 100 |

Performance and Risk

| | 6m | 1y | 3y |
|-------------|--------|--------|---------|
| Perf (%) | -5.43% | -1.97% | -67.52% |
| Perf (abs.) | -0.30 | -0.11 | -10.85 |
| Beta | 0.78 | 0.79 | 0.88 |
| Volatility | 25.99 | 30.00 | 35.82 |

5y



Information about previous performance does not guarantee future performance.
Source: FactSet

Price data

| | |
|---|-----------------------|
| Ø price 5 days Ø volume 5 days (pcs.) | 5.24 EUR (22,815) |
| Ø price 30 days Ø volume 30 days (pcs.) | 5.64 EUR (36,451) |
| Ø price 100 days Ø volume 100 days (pcs.) | 5.57 EUR (47,537) |
| Ø price 250 days Ø volume 250 days (pcs.) | 5.51 EUR (46,221) |
| YTD High date | 6.20 EUR (2024/06/03) |
| YTD Low date | 4.88 EUR (2024/03/01) |
| 52 Weeks High date | 6.26 EUR (2023/09/04) |
| 52 Weeks Low date | 4.86 EUR (2023/10/30) |

Arbitrage views

| Exchange ⊕ | Date | Time | Price | Trading volume (mio.) | Number of trades |
|-------------------------|------------|-------|------------|-----------------------|------------------|
| Tradegate | 2024/07/08 | 22:26 | 5.21 EUR | 0.00 | 1 |
| Stuttgart | 2024/07/09 | 10:30 | 5.19 EUR | 0.00 | 2 |
| Nasdaq Helsinki | 2024/07/09 | 14:30 | 5.19 EUR | 0.04 | 56 |
| Munich | 2024/07/09 | 08:05 | 5.23 EUR | 0.00 | 1 |
| London Stock | 2024/03/ | 13:49 | 5.2510 EUR | 0.01 | 1 |

| | | | | | | |
|------------------------|------------|-------|-----------|------|---|--|
| Exchange | 04 | | | | | |
| Frankfurt | 2024/07/09 | 11:29 | 5.15 EUR | 0.00 | 2 | |
| FINRA other OTC Issues | 2021/12/15 | 16:19 | 12.17 USD | 0.02 | 1 | |
| Duesseldorf | 2024/07/09 | 08:11 | 5.17 EUR | 0.00 | 1 | |
| Berlin | 2024/07/09 | 14:13 | 5.19 EUR | 0.00 | 9 | |

Company profile

Company Logo



Company Profile

-

Contact Details

KAMUX

--

Telefon: -

Fax: -

E-mail: -