


ABIVAX S.A.

ISIN: **FR0012333284** WKN: -

Overview

2024/05/02 16:04:27		
Price	13.62 EUR	
Difference		-5.55% (-0.80)

General attributes	
ISIN	FR0012333284
Symbol	ABVX
Exchange	Stuttgart
Currency	EUR
Sector	Chemical / Pharmaceutical / Health
Security type	Stock
Market cap (m)	870 EUR
Benchmark	CAC 40 INDEX




Market data	
Bid (Bid size)	- (0)
Ask (Ask size)	- (0)
Open	14.54 EUR
High	14.54 EUR
Low	13.62 EUR
Close (prev. day)	14.42 EUR
VWAP	-
Volume (pcs)	0
Trading volume	0.00
Number of trades	11
Last size	0

Futures and Options	
Related Futures	-
Related Options	-



Information about previous performance does not guarantee future performance.
Source: FactSet

Recent research

on sector		on market	
Date		Headline	Download
2024/04/29		Aktienempfehlungen Österreich	
2024/04/26		Global Equity Ratings	
2024/04/26		Aktienempfehlungen Global	
2024/04/15		Aktienempfehlungen Österreich	
2024/04/03		Global Equity Ratings	

Details

2024/05/02 16:04:27	
Price	13.62 EUR
Difference	<div><div></div><div>-5.55% (-0.80)</div></div>

General attributes	
ISIN	FR0012333284
Symbol	ABVX
Exchange	Stuttgart
Currency	EUR
Sector	Chemical / Pharmaceutical / Health
Security type	Stock
Market cap (m)	870 EUR
Benchmark	CAC 40 INDEX

Market data	
Bid (Bid size)	- (0)
Ask (Ask size)	- (0)
Open	14.54 EUR
High	14.54 EUR
Low	13.62 EUR
Close (prev. day)	14.42 EUR
VWAP	-
Volume (pcs)	0
Trading volume	0.00
Number of trades	11
Last size	0

Performance and Risk			
	6m	1y	3y
Perf (%)	+53.55%	-13.25%	-40.91%
Perf (abs.)	+4.75	-2.08	-9.43
Beta	0.81	0.92	0.93
Volatility	48.45	55.50	60.12



Information about previous performance does not guarantee future performance.
Source: FactSet

Price data	
Ø price 5 days Ø volume 5 days (pcs.)	14.35 EUR (0)
Ø price 30 days Ø volume 30 days (pcs.)	13.79 EUR (73)
Ø price 100 days Ø volume 100 days (pcs.)	11.82 EUR (28)
Ø price 250 days Ø volume 250 days (pcs.)	13.44 EUR (21)
YTD High date	15.04 EUR (2024/04/29)
YTD Low date	9.33 EUR (2024/01/02)
52 Weeks High date	19.64 EUR (2023/05/17)
52 Weeks Low date	7.80 EUR (2023/10/24)

Arbitrage views					
Exchange	Date	Time	Price	Trading volume (mio.)	Number of trades
Tradegate	2024/05/02	22:26	13.86 EUR	0.02	10
Stuttgart	2024/05/02	16:04	13.62 EUR	0.00	11
Munich	2024/05/02	08:10	14.98 EUR	0.00	2
London Stock Exchange	2024/05/02	17:57	14.1561 EUR	0.04	3
Frankfurt	2024/05/02	09:17	13.92 EUR	0.00	2

	02					
FINRA other OTC Issues	2024/04/22	17:40	15.15 USD	0.03		2
Euronext Paris	2024/05/02	17:35	13.82 EUR	0.95		586
Duesseldorf	2024/05/02	08:10	14.52 EUR	0.00		3
Berlin	2024/05/02	08:10	14.68 EUR	0.00		2

Company profile

Company Logo



Contact Details
ABIVAX SA
- -
- - - -
Telefon: -
Fax: -
E-mail: -

Company Profile

-

Board of directors	
Carol Brosgart	Member of Supervisory Board
June Lee	Member of Supervisory Board
Kinam Hong	Member of Supervisory Board
Philippe Pouletty	Member of Supervisory Board
Corinna Zur Bonsen-Thomas	Member of Supervisory Board
Paolo Rampulla	Member of Supervisory Board
Troy Ignelzi	Member of Supervisory Board