

WESTGOLD RESOURCES LTD.

ISIN: **AU000000WGX6** WKN: -

Overview

2024/09/17 21:58:57

Price
1.7815 USDDifference  -4.73% (-0.09)

General attributes

ISIN	AU000000WGX6
Symbol	WGX
Exchange	FINRA other OTC Issues
Currency	USD
Sector	Energy / Commodities
Security type	Stock
Market cap (m)	2,360 EUR
Benchmark	ASX ALL ORDINARIES INDEX

Market data

Bid (Bid size)	-
Ask (Ask size)	-
Open	1.83 USD
High	1.87 USD
Low	1.71 USD
Close (prev. day)	1.87 USD
VWAP	1.806322 USD
Volume (pcs)	85,278
Trading volume	154,041.92
Number of trades	60
Last size	615

Futures and Options










Related Futures	-
Related Options	-

5y



Information about previous performance does not guarantee future performance.
Source: FactSet

Recent research

on sector			
Date		Headline	Download
2024/09/11		Global Equity Ratings	
2024/09/11		Aktienempfehlungen Global	
2024/09/09		Aktienempfehlungen Österreich	
2024/09/06		Equity Weekly	
2024/09/05		Global Equity Ratings	

Details

2024/09/17 21:58:57

Price

1.7815 USD

Difference ▼ -4.73% (-0.09)

General attributes

ISIN	AU000000WGX6
Symbol	WGX
Exchange	FINRA other OTC Issues
Currency	USD
Sector	Energy / Commodities
Security type	Stock
Market cap (m)	2,360 EUR
Benchmark	ASX ALL ORDINARIES INDEX

Market data

Bid (Bid size)	-
Ask (Ask size)	-
Open	1.83 USD
High	1.87 USD
Low	1.71 USD
Close (prev. day)	1.87 USD
VWAP	1.806322 USD
Volume (pcs)	85,278
Trading volume	154,041.92
Number of trades	60
Last size	615

Performance and Risk

	6m	1y	3y
Perf (%)	+17.20%	+63.44%	+54.91%
Perf (abs.)	+0.26	+0.69	+0.63
Beta	-	-	-
Volatility	68.26	70.15	88.44

5y



Information about previous performance does not guarantee future performance.

Source: FactSet

Price data

Ø price 5 days Ø volume 5 days (pcs.)	1.8758 USD (151,381)
Ø price 30 days Ø volume 30 days (pcs.)	1.9075 USD (91,799)
Ø price 100 days Ø volume 100 days (pcs.)	1.7240 USD (31,331)
Ø price 250 days Ø volume 250 days (pcs.)	1.5617 USD (15,189)
YTD High date	2.0700 USD (2024/08/06)
YTD Low date	1.2100 USD (2024/02/14)
52 Weeks High date	2.0700 USD (2024/08/06)
52 Weeks Low date	1.0300 USD (2023/10/03)

Arbitrage views

Exchange ⊕	Date	Time	Price	Trading volume (mio.)	Number of trades
Tradegate	2024/09/17	22:26	1.637 EUR	0.01	11
Toronto Stock Exchange	2024/09/17	22:00	2.45 CAD	0.71	736
Stuttgart	2024/09/17	11:00	1.618 EUR	0.00	4
Munich	2024/09/17	08:03	1.661 EUR	0.00	2
Frankfurt	2024/	16:24	1.62 EUR	0.01	3

	09/17					
FINRA other OTC Issues	2024/09/17	21:58	1.7815 USD	0.15		60
Duesseldorf	2024/09/17	19:30	1.61 EUR	0.00		5
Berlin	2024/09/17	21:46	1.636 EUR	0.00		11
Australian Securities Exchange	2024/09/17	08:10	2.67 AUD	25.21		7,872

Company profile

Company Logo



Company Profile

-

Contact Details

SPARTAN RESOURCES

--

Colin Street, Level 1 41-47 6872 West Perth

Telefon: +61 8 9481 3434

Fax: +61 8 9481 0411

E-mail: admin@spartan1.com.au