

## CAESARS ENTERTAINMENT INC.

ISIN: US12769G1004 WKN: 12769G100

## Overview

2024/06/21 21:53:01

Price

36.335 EUR

Difference  4.85% (1.68)

## General attributes

ISIN US12769G1004

Symbol CZR

Exchange Stuttgart

Currency EUR

Sector Media / Entertainment / Recreation

Security type Stock

Market cap (m) 7,916 EUR

Benchmark S&amp;P 500

## Market data

Bid (Bid size) - (0)

Ask (Ask size) - (0)

Open 36.04 EUR

High 36.335 EUR

Low 35.69 EUR

Close (prev. day) 34.655 EUR

VWAP -

Volume (pcs) 0

Trading volume 0.00

Number of trades 10

Last size 0

## Futures and Options

Related Futures -

Related Options -








5y



Information about previous performance does not guarantee future performance.

Source: FactSet

## Recent research

on sector		on market	
Date		Headline	Download
2024/06/21		Global Equity Ratings	
2024/06/21		Aktienempfehlungen Global	
2024/06/14		Equity Weekly	
2024/06/14		Global Equity Ratings	
2024/06/14		Aktienempfehlungen Global	

## Details

2024/06/21 21:53:01

## Price

36.335 EUR

Difference ▲ 4.85% (1.68)

## General attributes

ISIN	US12769G1004
Symbol	CZR
Exchange	Stuttgart
Currency	EUR
Sector	Media / Entertainment / Recreation
Security type	Stock
Market cap (m)	7,916 EUR
Benchmark	S&P 500

## Market data

Bid (Bid size)	- (0)
Ask (Ask size)	- (0)
Open	36.04 EUR
High	36.335 EUR
Low	35.69 EUR
Close (prev. day)	34.655 EUR
VWAP	-
Volume (pcs)	0
Trading volume	0.00
Number of trades	10
Last size	0

## Performance and Risk

	6m	1y	3y
Perf (%)	-14.36%	-16.97%	-57.76%
Perf (abs.)	-6.10	-7.43	-49.69
Beta	1.72	2.06	2.09
Volatility	41.18	41.18	53.46

5y



Information about previous performance does not guarantee future performance.

Source: FactSet

## Price data

Ø price 5 days   Ø volume 5 days (pcs.)	34.646 EUR (0)
Ø price 30 days   Ø volume 30 days (pcs.)	32.720 EUR (0)
Ø price 100 days   Ø volume 100 days (pcs.)	36.179 EUR (22)
Ø price 250 days   Ø volume 250 days (pcs.)	41.027 EUR (15)
YTD High   date	43.380 EUR (2024/01/02)
YTD Low   date	29.190 EUR (2024/05/29)
52 Weeks High   date	53.660 EUR (2023/07/31)
52 Weeks Low   date	29.190 EUR (2024/05/29)

## All listings for CAESARS ENTERTAINMENT INC.

Exchange	Date	Time	Price	Trading volume (mio.)	Number of trades
Tradegate	2024/06/21	22:26	36.625 EUR	0.00	1
Stuttgart	2024/06/21	21:53	36.335 EUR	0.00	10
Nasdaq	2024/06/21	22:00	39.16 USD	183.93	39,078
Munich	2024/06/21	08:04	36.03 EUR	0.00	2
London Stock	2023/07/	15:30	52.66 USD	0.00	1

Exchange	17					
Frankfurt	2024/06/ 21	08:05	36.03	EUR	0.00	2
Duesseldorf	2024/06/ 21	19:30	36.095	EUR	0.00	7
Berlin	2024/06/ 21	20:30	36.46	EUR	0.00	19

## Company profile

### Company Logo



### Contact Details

CAESARS ENTERTAINMENT INC.

--

100 West Liberty Street, 12th floor - 89501  
Reno

Telefon: +1-775-328-0100

Fax: +

E-mail: -

### Company Profile

-

### Members of Management Board

Gary Carano Chairman of Board of Directors

Bonnie Biumi Member of Board of Directors

Courtney Mather Member of Board of Directors

David Tomick Member of Board of Directors

Donald Kornstein Member of Board of Directors

Frank Fahrenkopf Member of Board of Directors

Janis Jones Member of Board of Directors

Kim Jones Member of Board of Directors

Michael Pegram Member of Board of Directors

Thomas Reeg Chairman of Managing Board

Anthony Carano Member of Executive Committee

Bret Yunker Member of Executive Committee

Ed Quatmann Member of Executive Committee

Josh Jones Member of Executive Committee

Stephanie Lepori Member of Executive Committee