

BILIA AB SER. A

ISIN: **SE0009921588** WKN: **4180049**

Overview

2024/09/13 12:04:57

Price
10.66 EUR

Difference  2.80% (0.29)

General attributes

ISIN	SE0009921588
Symbol	BILI A
Exchange	Frankfurt
Currency	EUR
Sector	Automotive
Security type	Stock
Market cap (m)	1,040 EUR
Benchmark	OMX STOCKHOLM 30 INDEX

Market data

Bid (Bid size)	-
Ask (Ask size)	-
Open	10.66 EUR
High	10.66 EUR
Low	10.66 EUR
Close (prev. day)	10.37 EUR
VWAP	10.84 EUR
Volume (pcs)	0
Trading volume	0.00
Number of trades	3
Last size	0

Futures and Options











Related Futures	-
Related Options	-

5y



Information about previous performance does not guarantee future performance.
Source: FactSet

Recent research

on sector			
Date		Headline	Download
2024/09/11		Global Equity Ratings	
2024/09/11		Aktienempfehlungen Global	
2024/09/09		Aktienempfehlungen Österreich	
2024/09/05		Global Equity Ratings	
2024/09/05		Aktienempfehlungen Global	

Details

2024/09/13 12:04:57

Price

10.66 EUR

Difference ▲ 2.80% (0.29)

General attributes

ISIN	SE0009921588
Symbol	BILIA
Exchange	Frankfurt
Currency	EUR
Sector	Automotive
Security type	Stock
Market cap (m)	1,040 EUR
Benchmark	OMX STOCKHOLM 30 INDEX

Market data

Bid (Bid size)	-
Ask (Ask size)	-
Open	10.66 EUR
High	10.66 EUR
Low	10.66 EUR
Close (prev. day)	10.37 EUR
VWAP	10.84 EUR
Volume (pcs)	0
Trading volume	0.00
Number of trades	3
Last size	0

Performance and Risk

	6m	1y	3y
Perf (%)	-9.43%	+23.88%	-33.95%
Perf (abs.)	-1.11	+2.06	-5.48
Beta	-	-	-
Volatility	28.10	32.25	35.87

5y



Information about previous performance does not guarantee future performance.
Source: FactSet

Price data

Ø price 5 days Ø volume 5 days (pcs.)	10.58 EUR (36)
Ø price 30 days Ø volume 30 days (pcs.)	10.91 EUR (6)
Ø price 100 days Ø volume 100 days (pcs.)	11.82 EUR (2)
Ø price 250 days Ø volume 250 days (pcs.)	10.94 EUR (10)
YTD High date	13.14 EUR (2024/06/03)
YTD Low date	9.91 EUR (2024/02/08)
52 Weeks High date	13.14 EUR (2024/06/03)
52 Weeks Low date	8.08 EUR (2023/10/24)

All listings for BILIA AB SER. A

Exchange 📍	Date	Time	Price	Trading volume (mio.)	Number of trades
Stuttgart	2024/09/13	16:37	10.73 EUR	0.00	13
Nasdaq Stockholm	2024/09/13	18:00	122.90 SEK	4.85	545
Munich	2024/09/13	08:07	10.78 EUR	0.00	1
London Stock Exchange European Trade Reporting	2024/09/13	17:25	122.60 SEK	0.00	2
Frankfurt	2024/09/13	12:04	10.66 EUR	0.00	3

	09/13					
Duesseldorf	2024/ 09/13	19:32	10.59 EUR	0.00		7
Berlin	2024/ 09/13	21:43	10.85 EUR	0.00		19

Company profile

Company Logo



Company Profile

-

Contact Details

BILIA A

--

Telefon: -

Fax: -

E-mail: -