

## CELLNEX TELECOM SA

ISIN: **ES0105066007** WKN: -

## Overview

2024/08/12 20:28:33

Price

36.52 USD

Difference  -2.18% (-0.82)

## General attributes

ISIN	ES0105066007
Symbol	CLNX
Exchange	FINRA other OTC Issues
Currency	USD
Sector	Telecommunications
Security type	Stock
Market cap (m)	24,306 EUR
Benchmark	IBEX 35

## Market data

Bid (Bid size)	-
Ask (Ask size)	-
Open	36.52 USD
High	36.52 USD
Low	36.52 USD
Close (prev. day)	37.335 USD
VWAP	36.52 USD
Volume (pcs)	191
Trading volume	7,058.59
Number of trades	2
Last size	130

## Futures and Options





Related Futures	24
Related Options	-

5y



Information about previous performance does not guarantee future performance.  
Source: FactSet

## Recent research

on sector		on market	
Date		Headline	Download
2024/08/13		Aktienempfehlungen Österreich	
2024/08/12		Global Equity Ratings	
2024/08/12		Aktienempfehlungen Global	
2024/07/29		Aktienempfehlungen Österreich	
2024/07/24		Global Equity Ratings	

## Details

2024/08/12 20:28:33

## Price

36.52 USD

Difference  -2.18% (-0.82)

## General attributes

ISIN	ES0105066007
Symbol	CLNX
Exchange	FINRA other OTC Issues
Currency	USD
Sector	Telecommunications
Security type	Stock
Market cap (m)	24,306 EUR
Benchmark	IBEX 35

## Market data

Bid (Bid size)	-
Ask (Ask size)	-
Open	36.52 USD
High	36.52 USD
Low	36.52 USD
Close (prev. day)	37.335 USD
VWAP	36.52 USD
Volume (pcs)	191
Trading volume	7,058.59
Number of trades	2
Last size	130

## Performance and Risk

	6m	1y	3y
Perf (%)	+0.84%	-	-46.69%
Perf (abs.)	+0.30	-	-31.98
Beta	0.93	1.10	0.74
Volatility	20.28	21.18	26.88

5y



Information about previous performance does not guarantee future performance.  
Source: FactSet

## Price data

Ø price 5 days   Ø volume 5 days (pcs.)	36.72 USD (808)
Ø price 30 days   Ø volume 30 days (pcs.)	35.71 USD (2,726)
Ø price 100 days   Ø volume 100 days (pcs.)	34.97 USD (1,626)
Ø price 250 days   Ø volume 250 days (pcs.)	35.71 USD (1,291)
YTD High   date	39.81 USD (2024/01/12)
YTD Low   date	31.21 USD (2024/04/16)
52 Weeks High   date	40.82 USD (2023/12/14)
52 Weeks Low   date	27.82 USD (2023/10/26)

## All listings for CELLNEX TELECOM SA

Exchange 	Date	Time	Price	Trading volume (mio.)	Number of trades
Vienna Stock Exchange	2024/08/13	15:30	34.45 EUR	0.00	4
Tradegate	2024/08/13	22:26	34.54 EUR	0.00	8
Stuttgart	2024/08/13	15:29	34.29 EUR	0.00	10
Munich	2024/08/13	08:56	34.18 EUR	0.00	2
London Stock Exchange	2024/	17:30	34.22 EUR	0.00	1

European Trade Reporting	08/13						
Hanover	2024/ 08/13	08:01	34.06	EUR	0.00		3
Frankfurt	2024/ 08/13	08:04	33.98	EUR	0.00		2
FINRA other OTC Issues	2024/ 08/12	20:28	36.52	USD	0.01		2
Duesseldorf	2024/ 08/13	19:31	34.27	EUR	0.00		6
Berlin	2024/ 08/13	21:50	34.55	EUR	0.00		19
BME Continuous Market	2024/ 08/13	17:35	34.45	EUR	27.03		2,409

## Company profile

### Company Logo



### Contact Details

CELLNEX TELECOM SA

--

Passeig de la Zona Franca, 105 - 08038  
Barcelona

Telefon: +34-93-567-89-10

Fax: +34-93-567-89-01

E-mail: cellnex@cellnextelecom.com

### Company Profile

-

#### Members of Management Board

Marco Emilio      Chairman of  
Angelo Patuano    Managing Board

Raimon Trias      Member of Executive  
Committee

Simone Battiferri    Member of Executive  
Committee

Vincent Cuvillier    Member of Executive  
Committee

#### Board of directors

Anne Bouverot      Chairman of  
Supervisory Board

Óscar Fanjul Martín    Member of  
Supervisory Board

Alexandra Reich      Member of  
Supervisory Board

Ana Maria García Fau    Member of  
Supervisory Board

Christian Coco        Member of  
Supervisory Board

Dominique DŠhinnin    Member of  
Supervisory Board

Jonathan Amouyal      Member of  
Supervisory Board

Kate Holgate          Member of  
Supervisory Board

Marieta del Rivero Bermejo    Member of  
Supervisory Board

María Luisa Guijarro Piñal    Member of  
Supervisory Board

María Teresa Ballester Fornes    Member of  
Supervisory Board

Pierre Blayau          Member of  
Supervisory Board