

GESTAMP AUTOMOCION SA

ISIN: **ES0105223004** WKN: -

Overview

2023/06/09 21:01:27

Price
4.306 EURDifference  -0.14% (-0.01)

General attributes

ISIN	ES0105223004
Symbol	GEST
Exchange	Duesseldorf
Currency	EUR
Sector	Technology
Security type	Stock
Market cap (m)	2,500 EUR
Benchmark	IBEX 35

Market data

Bid (Bid size)	-
Ask (Ask size)	-
Open	4.312 EUR
High	4.388 EUR
Low	4.286 EUR
Close (prev. day)	4.312 EUR
VWAP	-
Volume (pcs)	0
Trading volume	0.00
Number of trades	11
Last size	0

Futures and Options










Related Futures	-
Related Options	0

5y



Information about previous performance does not guarantee future performance.
Source: FactSet

Recent research

on sector		on market	
Date		Headline	Download
2023/06/06		Global Equity Ratings	
2023/06/06		Aktienempfehlungen Global	
2023/06/02		Equity Weekly	
2023/06/01		Aktienempfehlungen Global	
2023/06/01		Global Equity Ratings	

Details

2023/06/09 21:01:27

Price

4.306 EUR

Difference 📉 -0.14% (-0.01)

General attributes

ISIN	ES0105223004
Symbol	GEST
Exchange	Duesseldorf
Currency	EUR
Sector	Technology
Security type	Stock
Market cap (m)	2,500 EUR
Benchmark	IBEX 35

Market data

Bid (Bid size)	-
Ask (Ask size)	-
Open	4.312 EUR
High	4.388 EUR
Low	4.286 EUR
Close (prev. day)	4.312 EUR
VWAP	-
Volume (pcs)	0
Trading volume	0.00
Number of trades	11
Last size	0

Performance and Risk

	6m	1y	3y
Perf (%)	+27.40%	+17.39%	+47.26%
Perf (abs.)	+0.93	+0.64	+1.38
Beta	1.10	1.24	1.13
Volatility	29.58	37.24	39.33

5y



Information about previous performance does not guarantee future performance.
Source: FactSet

Price data

Ø price 5 days Ø volume 5 days (pcs.)	4.295 EUR (0)
Ø price 30 days Ø volume 30 days (pcs.)	4.090 EUR (0)
Ø price 100 days Ø volume 100 days (pcs.)	4.059 EUR (0)
Ø price 250 days Ø volume 250 days (pcs.)	3.707 EUR (0)
YTD High date	4.422 EUR (2023/03/01)
YTD Low date	3.516 EUR (2023/01/02)
52 Weeks High date	4.422 EUR (2023/03/01)
52 Weeks Low date	2.968 EUR (2022/09/29)

Arbitrage views

Exchange 📍	Date	Time	Price	Trading volume (mio.)	Number of trades
Tradegate	2023/06/09	22:26	4.35 EUR	0.00	1
Stuttgart	2023/06/09	08:00	4.332 EUR	0.00	3
Munich	2023/06/09	08:04	4.334 EUR	0.00	1
London Stock Exchange European Trade Reporting	2023/06/09	17:30	4.338 EUR	0.00	2
Frankfurt	2023/06/09	08:25	4.278 EUR	0.00	1

	06/09					
FINRA other OTC Issues	2022/ 09/02	16:43	3.78 USD	0.02		1
Duesseldorf	2023/ 06/09	21:01	4.306 EUR	0.00		11
Berlin	2023/ 06/09	21:50	4.346 EUR	0.00		17
BME Continuous Market	2023/ 06/09	17:38	4.344 EUR	2.94		835

Company profile

Company Logo



Company Profile

-

Contact Details

GESTAMP AUTOMOCION S A

--

Telefon: -

Fax: -

E-mail: -