

BOULE DIAGNOSTICS AB

ISIN: SE0011231158 WKN: -

Overview

2023/03/27 17:59:46

Price
3.51 USDDifference  -36.77% (-2.04)

General attributes

ISIN	SE0011231158
Symbol	BOUL
Exchange	FINRA other OTC Issues
Currency	USD
Sector	Chemical / Pharmaceutical / Health
Security type	Stock
Market cap (m)	33 EUR
Benchmark	OMX STOCKHOLM 30 INDEX

Market data

Bid (Bid size)	-
Ask (Ask size)	-
Open	3.51 USD
High	3.51 USD
Low	3.51 USD
Close (prev. day)	5.5516 USD
VWAP	3.51 USD
Volume (pcs)	2,000
Trading volume	7,020.00
Number of trades	1
Last size	2,000

Futures and Options





Related Futures	-
Related Options	-

5y



Information about previous performance does not guarantee future performance.
Source: FactSet

Recent research

on sector	Date	Headline	Download
	2024/04/29	 Aktienempfehlungen Österreich	
	2024/04/26	 Global Equity Ratings	
	2024/04/26	 Aktienempfehlungen Global	
	2024/04/15	 Aktienempfehlungen Österreich	
	2024/04/03	 Global Equity Ratings	

Details

2023/03/27 17:59:46

Price
3.51 USD

Difference  -36.77% (-2.04)

General attributes

ISIN	SE0011231158
Symbol	BOUL
Exchange	FINRA other OTC Issues
Currency	USD
Sector	Chemical / Pharmaceutical / Health
Security type	Stock
Market cap (m)	33 EUR
Benchmark	OMX STOCKHOLM 30 INDEX

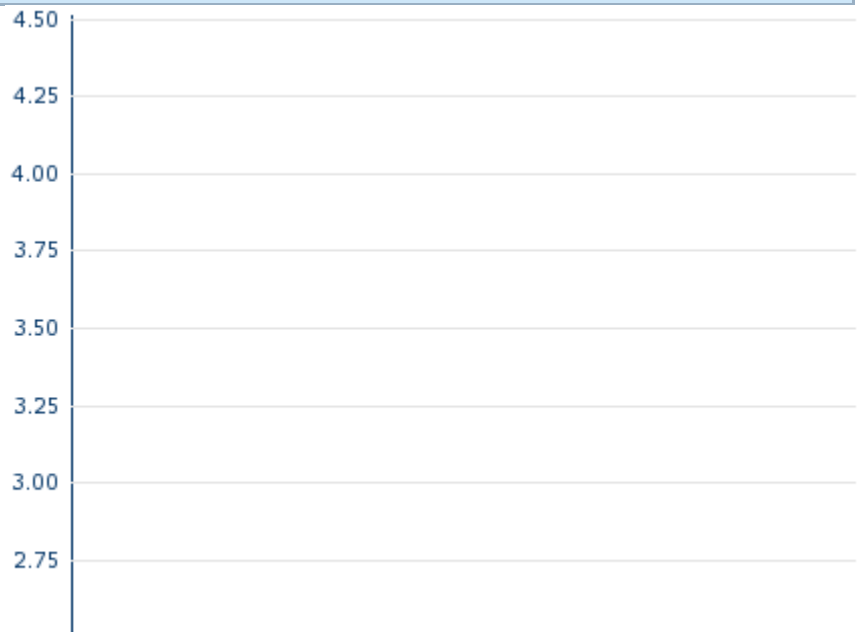
Market data

Bid (Bid size)	-
Ask (Ask size)	-
Open	3.51 USD
High	3.51 USD
Low	3.51 USD
Close (prev. day)	5.5516 USD
VWAP	3.51 USD
Volume (pcs)	2,000
Trading volume	7,020.00
Number of trades	1
Last size	2,000

Performance and Risk

	6m	1y	3y
Perf (%)	-	-	-
Perf (abs.)	-	-	-
Beta	0.03	0.22	0.43
Volatility	-	-	-

5y



Information about previous performance does not guarantee future performance.
Source: FactSet

Price data

Ø price 5 days Ø volume 5 days (pcs.)	1.81 USD (706)
Ø price 30 days Ø volume 30 days (pcs.)	- USD (5,674)
Ø price 100 days Ø volume 100 days (pcs.)	- USD (5,674)
Ø price 250 days Ø volume 250 days (pcs.)	- USD (5,674)
YTD High date	3.51 USD (2023/03/27)
YTD Low date	3.51 USD (2023/03/27)
52 Weeks High date	3.51 USD (2023/03/27)
52 Weeks Low date	3.51 USD (2023/03/27)

Arbitrage views

Exchange 	Date	Time	Price	Trading volume (mio.)	Number of trades
Stuttgart	2024/04/30	15:37	0.82 EUR	0.00	7
Nasdaq Stockholm	2024/04/30	12:59	10.10 SEK	0.02	37
FINRA other OTC Issues	2023/03/27	17:59	3.51 USD	0.01	1

Company profile

Company Logo



Company Profile

-

Contact Details

BOULE DIAGNOSTICS AB

--

Telefon: -

Fax: -

E-mail: -