

MIG HOLDINGS SA

ISIN: **GRS314003013** WKN: -

Overview

2024/05/08 16:10:47

Price

3.965 EUR

Difference  -0.63% (-0.03)

General attributes

ISIN	GRS314003013
Symbol	MIG
Exchange	Athens Stock Exchange
Currency	EUR
Sector	Financial
Security type	Stock
Market cap (m)	124 EUR
Benchmark	GREECE

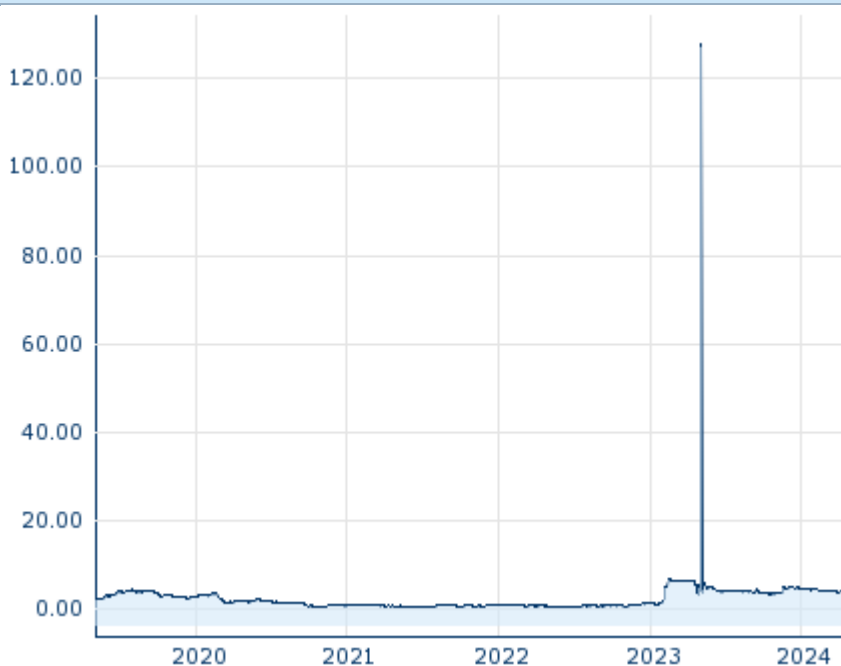
Market data

Bid (Bid size)	3.965 EUR (395)
Ask (Ask size)	- EUR (50)
Open	4.00 EUR
High	4.06 EUR
Low	3.90 EUR
Close (prev. day)	3.99 EUR
VWAP	3.982097 EUR
Volume (pcs)	8,416
Trading volume	33,513.32
Number of trades	69
Last size	-

Futures and Options



Related Futures	-
Related Options	-

5y



Information about previous performance does not guarantee future performance.
Source: FactSet

Recent research

on sector		on market	
Date		Headline	Download
2024/05/03		Equity Weekly	
2024/04/29		Aktienempfehlungen Österreich	
2024/04/26		Global Equity Ratings	
2024/04/26		Aktienempfehlungen Global	
2024/04/19		Equity Weekly	

Details

2024/05/08 16:10:47

Price

3.965 EUR

Difference ▼ -0.63% (-0.03)

General attributes

ISIN	GRS314003013
Symbol	MIG
Exchange	Athens Stock Exchange
Currency	EUR
Sector	Financial
Security type	Stock
Market cap (m)	124 EUR
Benchmark	GREECE

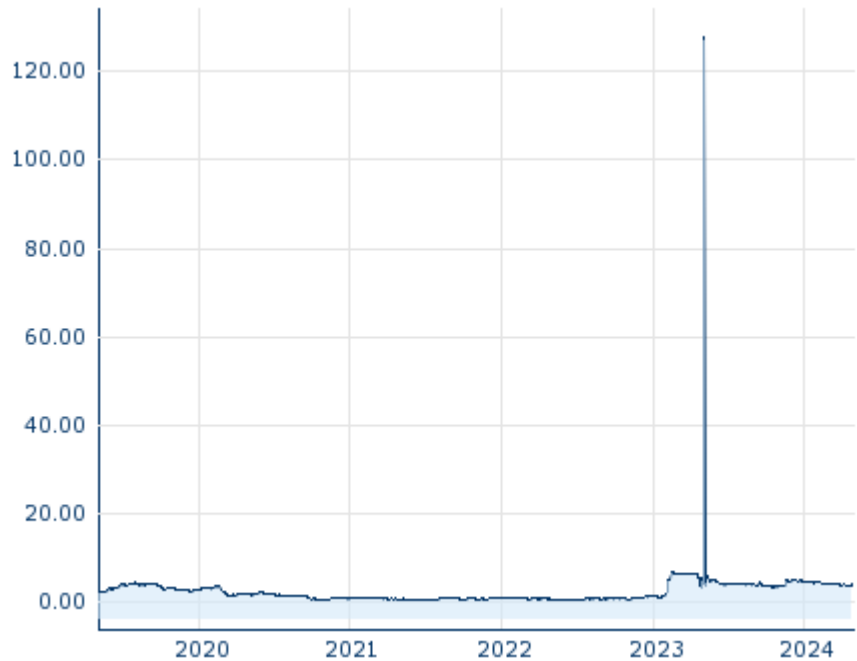
Market data

Bid (Bid size)	3.965 EUR (395)
Ask (Ask size)	- EUR (50)
Open	4.00 EUR
High	4.06 EUR
Low	3.90 EUR
Close (prev. day)	3.99 EUR
VWAP	3.982097 EUR
Volume (pcs)	8,416
Trading volume	33,513.32
Number of trades	69
Last size	-

Performance and Risk

	6m	1y	3y
Perf (%)	+2.32%	-11.89%	+408.33%
Perf (abs.)	+0.09	-0.54	+3.19
Beta	0.78	2.59	1.50
Volatility	36.68	502.52	295.37

5y



Information about previous performance does not guarantee future performance.
Source: FactSet

Price data

Ø price 5 days Ø volume 5 days (pcs.)	4.017 EUR (3,052)
Ø price 30 days Ø volume 30 days (pcs.)	3.993 EUR (2,531)
Ø price 100 days Ø volume 100 days (pcs.)	4.427 EUR (3,681)
Ø price 250 days Ø volume 250 days (pcs.)	4.803 EUR (8,696)
YTD High date	4.900 EUR (2024/01/02)
YTD Low date	3.710 EUR (2024/04/17)
52 Weeks High date	127.800 EUR (2023/05/10)
52 Weeks Low date	3.465 EUR (2023/10/26)

All listings for MIG HOLDINGS SA

Exchange	Date	Time	Price	Trading volume (mio.)	Number of trades
Stuttgart	2024/05/08	16:32	3.725 EUR	0.00	10
Munich	2024/05/08	08:05	3.95 EUR	0.00	1
London Stock Exchange	2023/06/15	17:42	4.3892 EUR	0.00	2
Frankfurt	2024/05/08	21:49	3.865 EUR	0.00	2
FINRA other OTC	2023/03/	16:41	5.835 USD	0.00	1

Issues	21					
Duesseldorf	2024/05/08	08:12	3.865 EUR	0.00		1
Berlin	2024/05/08	21:35	3.925 EUR	0.00		11
Athens Stock Exchange	2024/05/08	16:10	3.965 EUR	0.03		69

Company profile

Company Logo



Company Profile

-

Contact Details

MIG HOLDINGS

--

Telefon: -

Fax: -

E-mail: -