

## MIG HOLDINGS SA

ISIN: **GRS314003013** WKN: -

## Overview

2023/06/09 16:19:35

Price  
4.955 EURDifference  -1.88% (-0.10)

## General attributes

ISIN	GRS314003013
Symbol	MIG
Exchange	Athens Stock Exchange
Currency	EUR
Sector	Financial
Security type	Stock
Market cap (m)	155 EUR
Benchmark	GREECE

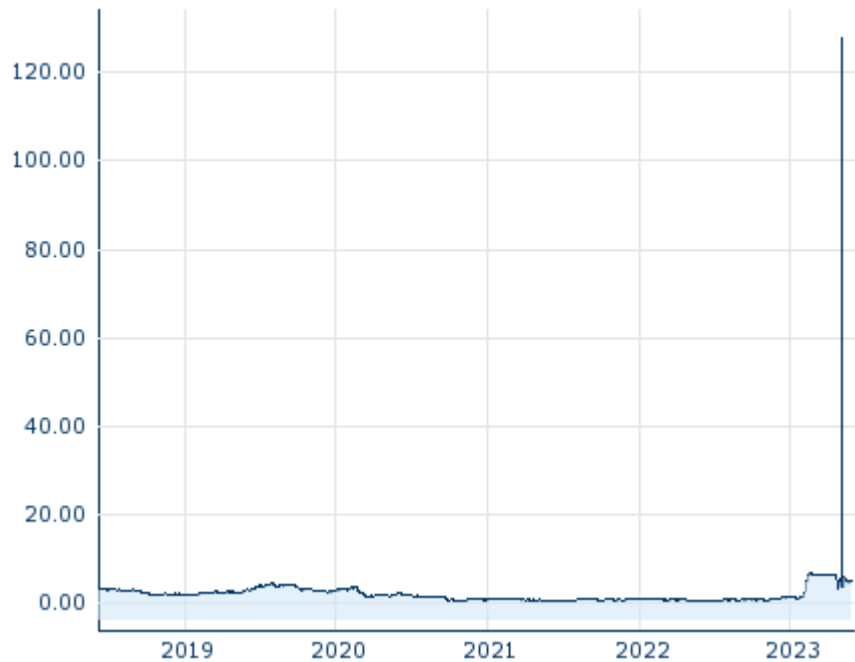
## Market data

Bid (Bid size)	- (100)
Ask (Ask size)	4.955 (325)
Open	5.00 EUR
High	5.15 EUR
Low	4.935 EUR
Close (prev. day)	5.05 EUR
VWAP	5.007607 EUR
Volume (pcs)	11,062
Trading volume	55,394.15
Number of trades	164
Last size	75

## Futures and Options









Related Futures	-
Related Options	-

5y



Information about previous performance does not guarantee future performance.  
Source: FactSet

## Recent research

on sector		on market	
Date		Headline	Download
2023/06/06		Global Equity Ratings	
2023/06/06		Aktienempfehlungen Global	
2023/06/02		Equity Weekly	
2023/06/01		Aktienempfehlungen Global	
2023/06/01		Global Equity Ratings	

## Details

2023/06/09 16:19:35

## Price

4.955 EUR

Difference 📉 -1.88% (-0.10)

## General attributes

ISIN	GRS314003013
Symbol	MIG
Exchange	Athens Stock Exchange
Currency	EUR
Sector	Financial
Security type	Stock
Market cap (m)	155 EUR
Benchmark	GREECE

## Market data

Bid (Bid size)	- (100)
Ask (Ask size)	4.955 (325)
Open	5.00 EUR
High	5.15 EUR
Low	4.935 EUR
Close (prev. day)	5.05 EUR
VWAP	5.007607 EUR
Volume (pcs)	11,062
Trading volume	55,394.15
Number of trades	164
Last size	75

## Performance and Risk

	6m	1y	3y
Perf (%)	+319.20%	+537.71%	+96.63%
Perf (abs.)	+3.77	+4.18	+2.44
Beta	3.60	2.25	1.50
Volatility	733.53	509.10	297.76

5y



Information about previous performance does not guarantee future performance.  
Source: FactSet

## Price data

Ø price 5 days   Ø volume 5 days (pcs.)	5.051 EUR (12,001)
Ø price 30 days   Ø volume 30 days (pcs.)	9.002 EUR (22,137)
Ø price 100 days   Ø volume 100 days (pcs.)	6.197 EUR (244,929)
Ø price 250 days   Ø volume 250 days (pcs.)	3.030 EUR (131,002)
YTD High   date	127.800 EUR (2023/05/10)
YTD Low   date	0.987 EUR (2023/01/17)
52 Weeks High   date	127.800 EUR (2023/05/10)
52 Weeks Low   date	0.630 EUR (2022/07/12)

## All listings for MIG HOLDINGS SA

Exchange <span>📍</span>	Date	Time	Price	Trading volume (mio.)	Number of trades
Stuttgart	2023/04/26	08:13	0.13 EUR	0.00	3
Munich	2023/06/09	08:04	5.09 EUR	0.00	1
London Stock Exchange	2018/05/22	17:35	0.137 EUR	0.00	1
Frankfurt	2023/06/09	21:44	4.856 EUR	0.00	2
FINRA other OTC	2023/03/	16:41	5.835 USD	0.00	1

Issues	21					
Berlin	2023/06/09	21:35	4.606	EUR	0.00	10
Athens Stock Exchange	2023/06/09	16:19	4.955	EUR	0.06	164

## Company profile

### Company Logo



### Company Profile

-

### Contact Details

MIG HOLDINGS

--

----

Telefon: -

Fax: -

E-mail: -