

## GESTAMP AUTOMOCION SA

ISIN: **ES0105223004** WKN: -

## Overview

2024/07/26 17:35:34

Price

2.665 EUR

Difference  0.00% (0.00)

## General attributes

ISIN	ES0105223004
Symbol	GEST
Exchange	BME Continuous Market
Currency	EUR
Sector	Technology
Security type	Stock
Market cap (m)	1,534 EUR
Benchmark	IBEX 35

## Market data

Bid (Bid size)	-
Ask (Ask size)	-
Open	2.67 EUR
High	2.695 EUR
Low	2.655 EUR
Close (prev. day)	2.665 EUR
VWAP	2.669082 EUR
Volume (pcs)	272,982
Trading volume	728,611.45
Number of trades	329
Last size	180

## Futures and Options

Related Futures	-
Related Options	0









5y



Information about previous performance does not guarantee future performance.

Source: FactSet

## Recent research

on sector		on market	
Date		Headline	Download
2024/07/26		Equity Weekly	
2024/07/24		Global Equity Ratings	
2024/07/24		Aktienempfehlungen Global	
2024/07/15		Aktienempfehlungen Global	
2024/07/12		Global Equity Ratings	

## Details

2024/07/26 17:35:34

## Price

2.665 EUR

Difference ➔ 0.00% (0.00)

## General attributes

ISIN	ES0105223004
Symbol	GEST
Exchange	BME Continuous Market
Currency	EUR
Sector	Technology
Security type	Stock
Market cap (m)	1,534 EUR
Benchmark	IBEX 35

## Market data

Bid (Bid size)	-
Ask (Ask size)	-
Open	2.67 EUR
High	2.695 EUR
Low	2.655 EUR
Close (prev. day)	2.665 EUR
VWAP	2.669082 EUR
Volume (pcs)	272,982
Trading volume	728,611.45
Number of trades	329
Last size	180

## Performance and Risk

	6m	1y	3y
Perf (%)	-15.34%	-40.14%	-36.15%
Perf (abs.)	-0.48	-1.79	-1.51
Beta	0.87	0.77	1.09
Volatility	27.51	26.08	33.93

5y



Information about previous performance does not guarantee future performance.  
Source: FactSet

## Price data

Ø price 5 days   Ø volume 5 days (pcs.)	2.666 EUR (360,581)
Ø price 30 days   Ø volume 30 days (pcs.)	2.766 EUR (490,091)
Ø price 100 days   Ø volume 100 days (pcs.)	2.865 EUR (460,325)
Ø price 250 days   Ø volume 250 days (pcs.)	3.289 EUR (418,005)
YTD High   date	3.612 EUR (2024/01/02)
YTD Low   date	2.610 EUR (2024/07/25)
52 Weeks High   date	4.570 EUR (2023/07/27)
52 Weeks Low   date	2.610 EUR (2024/07/25)

## Arbitrage views

Exchange <span style="color: green;">➔</span>	Date	Time	Price	Trading volume (mio.)	Number of trades
Tradegate	2024/07/26	22:26	2.675 EUR	0.00	18
Stuttgart	2024/07/26	08:17	2.59 EUR	0.00	3
Munich	2024/07/26	08:19	2.665 EUR	0.00	2
London Stock Exchange European Trade Reporting	2024/07/26	17:30	2.6825 EUR	0.00	2
Frankfurt	2024/07/26	08:24	2.63 EUR	0.00	2

	07/26				
FINRA other OTC Issues	2024/ 07/25	16:21	2.65 USD	0.01	1
Duesseldorf	2024/ 07/26	19:31	2.66 EUR	0.00	7
Berlin	2024/ 07/26	21:50	2.67 EUR	0.00	17
BME Continuous Market	2024/ 07/26	17:35	2.665 EUR	0.73	329

## Company profile

### Company Logo



### Company Profile

-

### Contact Details

GESTAMP AUTOMOCION S A

--

----

Telefon: -

Fax: -

E-mail: -