

X-FAB SILICON FOUNDRIES SE

ISIN: **BE0974310428** WKN: -

Overview

2024/07/26 15:08:03

Price
5.975 EURDifference  5.01% (0.28)

General attributes

ISIN	BE0974310428
Symbol	XFAB
Exchange	Stuttgart
Currency	EUR
Sector	Technology
Security type	Stock
Market cap (m)	773 EUR
Benchmark	BEL 20 INDEX

Market data

Bid (Bid size)	- (0)
Ask (Ask size)	- (0)
Open	5.665 EUR
High	6.13 EUR
Low	5.59 EUR
Close (prev. day)	5.69 EUR
VWAP	-
Volume (pcs)	4,400
Trading volume	26,972.00
Number of trades	11
Last size	0

Futures and Options









Related Futures	-
Related Options	-

5y



Information about previous performance does not guarantee future performance.
Source: FactSet

Recent research

on sector		on market	
Date		Headline	Download
2024/07/26		Equity Weekly	
2024/07/24		Global Equity Ratings	
2024/07/24		Aktienempfehlungen Global	
2024/07/15		Aktienempfehlungen Global	
2024/07/12		Global Equity Ratings	

Details

2024/07/26 15:08:03

Price
5.975 EUR

Difference ▲ 5.01% (0.28)

General attributes

ISIN	BE0974310428
Symbol	XFAB
Exchange	Stuttgart
Currency	EUR
Sector	Technology
Security type	Stock
Market cap (m)	773 EUR
Benchmark	BEL 20 INDEX

Market data

Bid (Bid size)	- (0)
Ask (Ask size)	- (0)
Open	5.665 EUR
High	6.13 EUR
Low	5.59 EUR
Close (prev. day)	5.69 EUR
VWAP	-
Volume (pcs)	4,400
Trading volume	26,972.00
Number of trades	11
Last size	0

Performance and Risk

	6m	1y	3y
Perf (%)	-35.16%	-39.03%	-18.60%
Perf (abs.)	-3.24	-3.83	-1.37
Beta	1.27	0.93	1.32
Volatility	40.64	37.90	43.02

5y



Information about previous performance does not guarantee future performance.
Source: FactSet

Price data

Ø price 5 days Ø volume 5 days (pcs.)	6.038 EUR (1,580)
Ø price 30 days Ø volume 30 days (pcs.)	6.238 EUR (796)
Ø price 100 days Ø volume 100 days (pcs.)	6.676 EUR (522)
Ø price 250 days Ø volume 250 days (pcs.)	8.316 EUR (346)
YTD High date	10.240 EUR (2024/01/02)
YTD Low date	5.590 EUR (2024/07/26)
52 Weeks High date	11.540 EUR (2023/08/01)
52 Weeks Low date	5.590 EUR (2024/07/26)

Arbitrage views

Exchange ⊕	Date	Time	Price	Trading volume (mio.)	Number of trades
Tradegate	2024/07/26	22:26	5.94 EUR	0.06	22
Stuttgart	2024/07/26	15:08	5.975 EUR	0.03	11
Munich	2024/07/26	08:19	5.56 EUR	0.00	1
London Stock Exchange	2024/07/09	15:41	6.365 EUR	0.05	1
Frankfurt	2024/07/	09:13	5.68 EUR	0.00	1

	26					
FINRA other OTC Issues	2024/07/ 26	15:41	6.45 USD	0.00		1
Euronext Paris	2024/07/ 26	17:36	5.92 EUR	2.36		1,505
Duesseldorf	2024/07/ 26	08:10	5.545 EUR	0.00		3
Berlin	2024/07/ 26	21:50	5.93 EUR	0.00		17

Company profile

Company Logo



Contact Details

X-FAB SILICON FOUNDRIES SE

--

Transportstraat 1 - 3980 Tessenderlo

Telefon: +32-13-61-36-27

Fax: +32-49-361427611

E-mail: info@xfab.com

Company Profile

-

Members of Management Board

Rudi De Winter Chairman of Managing Board

Gabriel Kittler Member of Executive Committee

Jocelyne Wasselin Member of Executive Committee

Alba Morganti Member of Executive Committee

Damien Macq Member of Executive Committee

Jörg Doblaski Member of Executive Committee

Lee Boon Chun Member of Executive Committee

Lloyd Whetzel Member of Executive Committee

Michael Woittennek Member of Executive Committee

Board of directors

Hamid bin Bugo Chairman of Supervisory Board

Estelle Iacona Member of Supervisory Board

Wan Lizozman Haji Wan Omar Member of Supervisory Board

Christel Verschaeren Member of Supervisory Board

Christine Juliam Member of Supervisory Board

Hans-Jürgen Straub Member of Supervisory Board

Ling Qi Member of Supervisory Board

Roland Joseph M. Duchâtelet Member of Supervisory Board