

ISOENERGY LTD.

ISIN: CA46500E1079 WKN: -

Overview

2024/07/26 21:59:31

Price
2.53 USDDifference  1.61% (0.04)

General attributes

ISIN	CA46500E1079
Symbol	ISO
Exchange	FINRA other OTC Issues
Currency	USD
Sector	Energy / Commodities
Security type	Stock
Market cap (m)	414 EUR
Benchmark	S&P/TSX 60 INDEX

Market data

Bid (Bid size)	-
Ask (Ask size)	-
Open	2.465 USD
High	2.5428 USD
Low	2.465 USD
Close (prev. day)	2.49 USD
VWAP	2.507697 USD
Volume (pcs)	22,808
Trading volume	57,205.89
Number of trades	75
Last size	100

Futures and Options








Related Futures	-
Related Options	-

5y



Information about previous performance does not guarantee future performance.
Source: FactSet

Recent research

on sector	Date	Headline	Download
	2024/07/26	 Equity Weekly	
	2024/07/24	 Global Equity Ratings	
	2024/07/24	 Aktienempfehlungen Global	
	2024/07/15	 Aktienempfehlungen Global	
	2024/07/12	 Equity Weekly	

Details

2024/07/26 21:59:31

Price

2.53 USD

Difference ▲ 1.61% (0.04)

General attributes

ISIN	CA46500E1079
Symbol	ISO
Exchange	FINRA other OTC Issues
Currency	USD
Sector	Energy / Commodities
Security type	Stock
Market cap (m)	414 EUR
Benchmark	S&P/TSX 60 INDEX

Market data

Bid (Bid size)	-
Ask (Ask size)	-
Open	2.465 USD
High	2.5428 USD
Low	2.465 USD
Close (prev. day)	2.49 USD
VWAP	2.507697 USD
Volume (pcs)	22,808
Trading volume	57,205.89
Number of trades	75
Last size	100

Performance and Risk

	6m	1y	3y
Perf (%)	-27.09%	+28.49%	+21.06%
Perf (abs.)	-0.94	+0.56	+0.44
Beta	1.26	1.29	2.07
Volatility	58.43	59.68	81.07

5y



Information about previous performance does not guarantee future performance.
Source: FactSet

Price data

Ø price 5 days Ø volume 5 days (pcs.)	2.56 USD (51,158)
Ø price 30 days Ø volume 30 days (pcs.)	2.82 USD (46,834)
Ø price 100 days Ø volume 100 days (pcs.)	2.89 USD (62,544)
Ø price 250 days Ø volume 250 days (pcs.)	2.88 USD (70,458)
YTD High date	4.00 USD (2024/02/01)
YTD Low date	2.35 USD (2024/07/25)
52 Weeks High date	4.00 USD (2024/02/01)
52 Weeks Low date	1.90 USD (2023/08/02)

All listings for ISOENERGY LTD.

Exchange	Date	Time	Price	Trading volume (mio.)	Number of trades
Tradegate	2024/07/26	22:26	2.335 EUR	0.01	6
Toronto Stock Exchange	2024/07/26	22:00	3.48 CAD	0.24	235
Stuttgart	2024/07/26	14:44	2.245 EUR	0.00	5
Munich	2024/07/26	08:02	2.33 EUR	0.00	1
Frankfurt	2024/07/26	14:12	2.34 EUR	0.00	2

	26					
FINRA other OTC Issues	2024/07/26	21:59	2.53 USD	0.06		75
Duesseldorf	2024/07/26	19:32	2.285 EUR	0.00		7
Berlin	2024/07/26	20:48	2.325 EUR	0.00		20

Company profile

Company Logo



Company Profile

-

Contact Details

ISOENERGY LTD

--

Telefon: -

Fax: -

E-mail: -