

## CANEX METALS INC.

ISIN: CA13751X1015 WKN: -

## Overview

2024/07/19 20:19:16

Price  
0.0241 USDDifference  -46.80% (-0.02)

## General attributes

ISIN	CA13751X1015
Symbol	CANX
Exchange	FINRA other OTC Issues
Currency	USD
Sector	Energy / Commodities
Security type	Stock
Market cap (m)	3 EUR
Benchmark	S&P/TSX 60 INDEX

## Market data

Bid (Bid size)	-
Ask (Ask size)	-
Open	0.0241 USD
High	0.0241 USD
Low	0.0241 USD
Close (prev. day)	0.0453 USD
VWAP	0.0241 USD
Volume (pcs)	4,999
Trading volume	126.38
Number of trades	3
Last size	3,000

## Futures and Options








Related Futures	-
Related Options	-

5y



Information about previous performance does not guarantee future performance.  
Source: FactSet

## Recent research

on sector	Date	Headline	Download
	2024/07/26	 Equity Weekly	
	2024/07/24	 Global Equity Ratings	
	2024/07/24	 Aktienempfehlungen Global	
	2024/07/15	 Aktienempfehlungen Global	
	2024/07/12	 Equity Weekly	

## Details

2024/07/19 20:19:16

## Price

0.0241 USD

Difference  -46.80% (-0.02)

## General attributes

ISIN	CA13751X1015
Symbol	CANX
Exchange	FINRA other OTC Issues
Currency	USD
Sector	Energy / Commodities
Security type	Stock
Market cap (m)	3 EUR
Benchmark	S&P/TSX 60 INDEX

## Market data

Bid (Bid size)	-
Ask (Ask size)	-
Open	0.0241 USD
High	0.0241 USD
Low	0.0241 USD
Close (prev. day)	0.0453 USD
VWAP	0.0241 USD
Volume (pcs)	4,999
Trading volume	126.38
Number of trades	3
Last size	3,000

## Performance and Risk

	6m	1y	3y
Perf (%)	-19.67%	-36.58%	-73.22%
Perf (abs.)	-0.01	-0.01	-0.07
Beta	-1.12	0.83	0.60
Volatility	316.70	297.41	263.51

5y



Information about previous performance does not guarantee future performance.  
Source: FactSet

## Price data

Ø price 5 days   Ø volume 5 days (pcs.)	- USD (-)
Ø price 30 days   Ø volume 30 days (pcs.)	0.0241 USD (311)
Ø price 100 days   Ø volume 100 days (pcs.)	0.0517 USD (2,364)
Ø price 250 days   Ø volume 250 days (pcs.)	0.0405 USD (2,706)
YTD High   date	0.1000 USD (2024/04/30)
YTD Low   date	0.0210 USD (2024/03/21)
52 Weeks High   date	0.1000 USD (2024/04/30)
52 Weeks Low   date	0.0100 USD (2023/12/12)

## All listings for CANEX METALS INC.

Exchange 	Date	Time	Price	Trading volume (mio.)	Number of trades
TSX Venture Exchange	2024/07/19	17:06	0.04 CAD	0.00	5
FINRA other OTC Issues	2024/07/19	20:19	0.0241 USD	0.00	3

## Company profile

### Company Logo



### Company Profile

-

### Contact Details

CANEX METALS

--

----

Telefon: -

Fax: -

E-mail: -