

CANEX METALS INC.

ISIN: CA13751X1015 WKN: -

Overview

2024/07/19 17:06:34

Price
0.04 CADDifference  -20.00% (-0.01)

General attributes

ISIN	CA13751X1015
Symbol	CANX
Exchange	TSX Venture Exchange
Currency	CAD
Sector	Energy / Commodities
Security type	Stock
Market cap (m)	3 EUR
Benchmark	S&P/TSX 60 INDEX

Market data

Bid (Bid size)	0.04 CAD (25,000)
Ask (Ask size)	0.05 CAD (62,000)
Open	0.04 CAD
High	0.04 CAD
Low	0.04 CAD
Close (prev. day)	0.05 CAD
VWAP	0.04 CAD
Volume (pcs)	55,000
Trading volume	2,200.00
Number of trades	5
Last size	19,000

Futures and Options










Related Futures	-
Related Options	-

5y



Information about previous performance does not guarantee future performance.
Source: FactSet

Recent research

on sector		
Date	Headline	Download
2024/07/26	 Equity Weekly	
2024/07/24	 Global Equity Ratings	
2024/07/24	 Aktienempfehlungen Global	
2024/07/15	 Aktienempfehlungen Global	
2024/07/12	 Equity Weekly	

Details

2024/07/19 17:06:34

Price

0.04 CAD

Difference  -20.00% (-0.01)

General attributes

ISIN	CA13751X1015
Symbol	CANX
Exchange	TSX Venture Exchange
Currency	CAD
Sector	Energy / Commodities
Security type	Stock
Market cap (m)	3 EUR
Benchmark	S&P/TSX 60 INDEX

Market data

Bid (Bid size)	0.04 CAD (25,000)
Ask (Ask size)	0.05 CAD (62,000)
Open	0.04 CAD
High	0.04 CAD
Low	0.04 CAD
Close (prev. day)	0.05 CAD
VWAP	0.04 CAD
Volume (pcs)	55,000
Trading volume	2,200.00
Number of trades	5
Last size	19,000

Performance and Risk

	6m	1y	3y
Perf (%)	-27.27%	-27.27%	-63.64%
Perf (abs.)	-0.02	-0.02	-0.07
Beta	-1.12	0.83	0.60
Volatility	172.44	175.02	130.28

5y



Information about previous performance does not guarantee future performance.
Source: FactSet

Price data

Ø price 5 days Ø volume 5 days (pcs.)	0.05 CAD (86,006)
Ø price 30 days Ø volume 30 days (pcs.)	0.04 CAD (30,765)
Ø price 100 days Ø volume 100 days (pcs.)	0.05 CAD (38,648)
Ø price 250 days Ø volume 250 days (pcs.)	0.05 CAD (49,378)
YTD High date	0.08 CAD (2024/04/09)
YTD Low date	0.04 CAD (2024/02/21)
52 Weeks High date	0.08 CAD (2024/04/09)
52 Weeks Low date	0.03 CAD (2023/10/06)

All listings for CANEX METALS INC.

Exchange 	Date	Time	Price	Trading volume (mio.)	Number of trades
TSX Venture Exchange	2024/07/19	17:06	0.04 CAD	0.00	5
FINRA other OTC Issues	2024/07/19	20:19	0.0241 USD	0.00	3

Company profile

Company Logo



Company Profile

-

Contact Details

CANEX METALS

--

Telefon: -

Fax: -

E-mail: -