

CANEX METALS INC.

ISIN: CA13751X1015 WKN: -

Overview

2024/06/21 18:20:27

Price
0.035 CADDifference  -12.50% (-0.01)

General attributes

ISIN	CA13751X1015
Symbol	CANX
Exchange	TSX Venture Exchange
Currency	CAD
Sector	Energy / Commodities
Security type	Stock
Market cap (m)	3 EUR
Benchmark	S&P/TSX 60 INDEX

Market data

Bid (Bid size)	0.035 CAD (73,000)
Ask (Ask size)	0.045 CAD (40,000)
Open	0.04 CAD
High	0.04 CAD
Low	0.035 CAD
Close (prev. day)	0.04 CAD
VWAP	0.045 CAD
Volume (pcs)	57,000
Trading volume	2,005.00
Number of trades	4
Last size	39,000

Futures and Options




Related Futures	-
Related Options	-

5y



Information about previous performance does not guarantee future performance.
Source: FactSet

Recent research

on sector			
Date		Headline	Download
2024/06/24		Aktienempfehlungen Österreich	
2024/06/21		Global Equity Ratings	
2024/06/21		Aktienempfehlungen Global	
2024/06/14		Equity Weekly	
2024/06/14		Global Equity Ratings	

Details

2024/06/21 18:20:27

Price

0.035 CAD

 Difference 📉 -12.50% (-0.01)

General attributes

ISIN	CA13751X1015
Symbol	CANX
Exchange	TSX Venture Exchange
Currency	CAD
Sector	Energy / Commodities
Security type	Stock
Market cap (m)	3 EUR
Benchmark	S&P/TSX 60 INDEX

Market data

Bid (Bid size)	0.035 CAD (73,000)
Ask (Ask size)	0.045 CAD (40,000)
Open	0.04 CAD
High	0.04 CAD
Low	0.035 CAD
Close (prev. day)	0.04 CAD
VWAP	0.045 CAD
Volume (pcs)	57,000
Trading volume	2,005.00
Number of trades	4
Last size	39,000

Performance and Risk

	6m	1y	3y
Perf (%)	-	-	-
Perf (abs.)	-	-	-
Beta	-0.05	1.78	0.76
Volatility	171.62	171.06	128.83

5y



Information about previous performance does not guarantee future performance.
Source: FactSet

Price data

Ø price 5 days Ø volume 5 days (pcs.)	0.035 CAD (11,574)
Ø price 30 days Ø volume 30 days (pcs.)	0.051 CAD (21,252)
Ø price 100 days Ø volume 100 days (pcs.)	0.052 CAD (41,649)
Ø price 250 days Ø volume 250 days (pcs.)	0.048 CAD (49,822)
YTD High date	0.075 CAD (2024/04/09)
YTD Low date	0.035 CAD (2024/02/21)
52 Weeks High date	0.075 CAD (2024/04/09)
52 Weeks Low date	0.030 CAD (2023/10/06)

Arbitrage views

Exchange ⊕	Date	Time	Price	Trading volume (mio.)	Number of trades
TSX Venture Exchange	2024/06/21	18:20	0.035 CAD	0.00	4
FINRA other OTC Issues	2024/05/28	19:46	0.0453 USD	0.00	2

Company profile

Company Logo



Company Profile

-

Contact Details

CANEX METALS

--

Telefon: -

Fax: -

E-mail: -