

NEINOR HOMES SA

ISIN: **ES0105251005** WKN: -

Overview

2024/07/17 17:30:00

Price

13.83 EUR

Difference  -0.36% (-0.05)

General attributes

ISIN ES0105251005

Symbol HOME

Exchange London Stock Exchange
European Trade Reporting

Currency EUR

Sector Other

Security type Stock

Market cap (m) 1,045 EUR

Benchmark IBEX 35

Market data

Bid (Bid size) 12.80 EUR (3,000)

Ask (Ask size) 14.86 EUR (3,000)

Open 14.24 EUR

High 14.24 EUR

Low 13.83 EUR

Close (prev. day) 13.88 EUR

VWAP 12.4771 EUR

Volume (pcs) -

Trading volume -

Number of trades 2

Last size -

Futures and Options

Related Futures -

Related Options 753











5y



Information about previous performance does not guarantee future performance.

Source: FactSet

Recent research

on sector		on market	
Date		Headline	Download
2024/07/15		Aktienempfehlungen Global	
2024/07/12		Global Equity Ratings	
2024/07/09		Aktienempfehlungen Österreich	
2024/07/05		Equity Weekly	
2024/06/24		Aktienempfehlungen Österreich	

Details

2024/07/17 17:30:00

Price

13.83 EUR

Difference ▼ -0.36% (-0.05)

General attributes

ISIN	ES0105251005
Symbol	HOME
Exchange	London Stock Exchange European Trade Reporting
Currency	EUR
Sector	Other
Security type	Stock
Market cap (m)	1,045 EUR
Benchmark	IBEX 35

Market data

Bid (Bid size)	12.80 EUR (3,000)
Ask (Ask size)	14.86 EUR (3,000)
Open	14.24 EUR
High	14.24 EUR
Low	13.83 EUR
Close (prev. day)	13.88 EUR
VWAP	12.4771 EUR
Volume (pcs)	-
Trading volume	-
Number of trades	2
Last size	-

Performance and Risk

	6m	1y	3y
Perf (%)	+32.47%	+52.90%	+20.79%
Perf (abs.)	+3.39	+4.79	+2.38
Beta	0.34	0.54	0.44
Volatility	24.68	25.50	25.29

5y



Information about previous performance does not guarantee future performance.
Source: FactSet

Price data

Ø price 5 days Ø volume 5 days (pcs.)	13.63 EUR (0)
Ø price 30 days Ø volume 30 days (pcs.)	12.63 EUR (0)
Ø price 100 days Ø volume 100 days (pcs.)	11.13 EUR (0)
Ø price 250 days Ø volume 250 days (pcs.)	10.41 EUR (0)
YTD High date	14.24 EUR (2024/07/16)
YTD Low date	9.53 EUR (2024/03/15)
52 Weeks High date	14.24 EUR (2024/07/16)
52 Weeks Low date	8.38 EUR (2023/08/22)

Arbitrage views

Exchange	Date	Time	Price	Trading volume (mio.)	Number of trades
Tradegate	2024/07/17	22:02	13.90 EUR	0.00	1
Stuttgart	2024/07/17	08:03	13.68 EUR	0.00	3
Munich	2024/07/17	08:18	13.76 EUR	0.00	2
London Stock Exchange European Trade Reporting	2024/07/17	17:30	13.83 EUR	0.00	2
Frankfurt	2024/	21:50	13.80 EUR	0.00	3

	07/17					
FINRA other OTC Issues	2024/ 07/11	19:20	12.00 USD	0.04		2
Duesseldorf	2024/ 07/17	19:31	13.82 EUR	0.00		7
BME Continuous Market	2024/ 07/17	17:35	13.94 EUR	0.72		248

Company profile

Company Logo



Company Profile

-

Contact Details

NEINOR HOMES SA

--

Telefon: -

Fax: -

E-mail: -