

MIPS AB

ISIN: SE0009216278

WKN: -

Overview

2024/09/17 18:00:00

Price

559.00 SEK

Difference  -0.18% (-1.00)

General attributes

ISIN	SE0009216278
Symbol	MIPS
Exchange	Nasdaq Stockholm
Currency	SEK
Sector	Consumer Products
Security type	Stock
Market cap (m)	1,308 EUR
Benchmark	OMX STOCKHOLM 30 INDEX

Market data

Bid (Bid size)	559.50 SEK (280)
Ask (Ask size)	560.50 SEK (46)
Open	554.50 SEK
High	562.00 SEK
Low	552.50 SEK
Close (prev. day)	560.00 SEK
VWAP	558.6397 SEK
Volume (pcs)	51,963
Trading volume	29,005,856.50
Number of trades	740
Last size	-

Futures and Options

Related Futures	-
Related Options	0











5y



Information about previous performance does not guarantee future performance.

Source: FactSet

Recent research

on sector			
Date		Headline	Download
2024/09/11		Global Equity Ratings	
2024/09/11		Aktienempfehlungen Global	
2024/09/09		Aktienempfehlungen Österreich	
2024/09/05		Global Equity Ratings	
2024/09/05		Aktienempfehlungen Global	

Details

2024/09/17 18:00:00

Price

559.00 SEK

Difference ▼ -0.18% (-1.00)

General attributes

ISIN	SE0009216278
Symbol	MIPS
Exchange	Nasdaq Stockholm
Currency	SEK
Sector	Consumer Products
Security type	Stock
Market cap (m)	1,308 EUR
Benchmark	OMX STOCKHOLM 30 INDEX

Market data

Bid (Bid size)	559.50 SEK (280)
Ask (Ask size)	560.50 SEK (46)
Open	554.50 SEK
High	562.00 SEK
Low	552.50 SEK
Close (prev. day)	560.00 SEK
VWAP	558.6397 SEK
Volume (pcs)	51,963
Trading volume	29,005,856.50
Number of trades	740
Last size	-

Performance and Risk

	6m	1y	3y
Perf (%)	+82.68%	+55.71%	-45.52%
Perf (abs.)	+253.00	+200.00	-467.00
Beta	-	-	-
Volatility	53.19	54.52	61.00

5y



Information about previous performance does not guarantee future performance.
Source: FactSet

Price data

Ø price 5 days Ø volume 5 days (pcs.)	554.00 SEK (30,661)
Ø price 30 days Ø volume 30 days (pcs.)	528.62 SEK (38,411)
Ø price 100 days Ø volume 100 days (pcs.)	466.37 SEK (45,595)
Ø price 250 days Ø volume 250 days (pcs.)	381.98 SEK (62,301)
YTD High date	592.00 SEK (2024/09/10)
YTD Low date	278.60 SEK (2024/03/07)
52 Weeks High date	592.00 SEK (2024/09/10)
52 Weeks Low date	240.00 SEK (2023/10/26)

All listings for MIPS AB

Exchange ⊕	Date	Time	Price	Trading volume (mio.)	Number of trades
Tradegate	2024/09/17	22:26	49.26 EUR	0.00	3
Stuttgart	2024/09/17	15:34	49.08 EUR	0.00	11
Nasdaq Stockholm	2024/09/17	18:00	559.00 SEK	29.01	740
Munich	2024/09/17	08:08	49.52 EUR	0.00	2
London Stock Exchange	2024/	17:25	552.50 SEK	0.00	2

European Trade Reporting	09/17					
Frankfurt	2024/ 09/17	08:02	49.34 EUR	0.00		2
FINRA other OTC Issues	2023/ 05/18	20:59	48.85 USD	0.00		1
Duesseldorf	2024/ 09/17	19:31	48.84 EUR	0.00		7
Berlin	2024/ 09/17	21:43	49.20 EUR	0.00		19

Company profile

Company Logo



Company Profile

-

Contact Details

MIPS AB

--

Telefon: -

Fax: -

E-mail: -