

VALNEVA SE

ISIN: FR0004056851

WKN: -

Overview

2024/05/06 16:12:50

Price

3.442 EUR

Difference  -0.17% (-0.01)

General attributes

ISIN FR0004056851

Symbol VLA

Exchange Stuttgart

Currency EUR

Sector Chemical / Pharmaceutical / Health

Security type Stock

Market cap (m) 974 EUR

Benchmark CAC 40 INDEX

Market data

Bid (Bid size) - (0)

Ask (Ask size) - (0)

Open 3.504 EUR

High 3.504 EUR

Low 3.43 EUR

Close (prev. day) 3.448 EUR

VWAP -

Volume (pcs) 0

Trading volume 0.00

Number of trades 9

Last size 0

Futures and Options

Related Futures -

Related Options -










5y



Information about previous performance does not guarantee future performance.

Source: FactSet

Recent research

on sector		on market	
Date		Headline	Download
2024/04/29		Aktienempfehlungen Österreich	
2024/04/26		Global Equity Ratings	
2024/04/26		Aktienempfehlungen Global	
2024/04/15		Aktienempfehlungen Österreich	
2024/04/03		Global Equity Ratings	

Details

2024/05/06 16:12:50

Price

3.442 EUR

Difference  -0.17% (-0.01)

General attributes

ISIN	FR0004056851
Symbol	VLA
Exchange	Stuttgart
Currency	EUR
Sector	Chemical / Pharmaceutical / Health
Security type	Stock
Market cap (m)	974 EUR
Benchmark	CAC 40 INDEX

Market data

Bid (Bid size)	- (0)
Ask (Ask size)	- (0)
Open	3.504 EUR
High	3.504 EUR
Low	3.43 EUR
Close (prev. day)	3.448 EUR
VWAP	-
Volume (pcs)	0
Trading volume	0.00
Number of trades	9
Last size	0

Performance and Risk

	6m	1y	3y
Perf (%)	-40.82%	-42.03%	-71.51%
Perf (abs.)	-2.37	-2.50	-8.64
Beta	1.30	1.10	0.99
Volatility	50.32	49.08	86.84

5y



Information about previous performance does not guarantee future performance.
Source: FactSet

Price data

Ø price 5 days Ø volume 5 days (pcs.)	3.413 EUR (340)
Ø price 30 days Ø volume 30 days (pcs.)	3.625 EUR (1,737)
Ø price 100 days Ø volume 100 days (pcs.)	3.855 EUR (1,984)
Ø price 250 days Ø volume 250 days (pcs.)	5.168 EUR (1,464)
YTD High date	4.995 EUR (2024/01/09)
YTD Low date	2.969 EUR (2024/03/06)
52 Weeks High date	7.844 EUR (2023/06/21)
52 Weeks Low date	2.969 EUR (2024/03/06)

Arbitrage views

Exchange 	Date	Time	Price	Trading volume (mio.)	Number of trades
Xetra	2024/05/06	17:35	3.454 EUR	0.00	7
Vienna Stock Exchange	2024/05/06	13:27	3.444 EUR	0.00	2
Tradegate	2024/05/06	22:26	3.448 EUR	0.14	72
Stuttgart	2024/05/06	16:12	3.442 EUR	0.00	9
Munich	2024/	16:28	3.46 EUR	0.00	2

	05/06					
London Stock Exchange	2024/ 05/02	17:57	3.40 EUR	0.03		1
Hanover	2024/ 05/06	08:20	3.526 EUR	0.00		1
Hamburg	2024/ 05/06	16:06	3.446 EUR	0.01		2
Frankfurt	2024/ 05/06	18:27	3.394 EUR	0.01		5
FINRA other OTC Issues	2024/ 04/30	21:59	3.48 USD	0.00		4
Euronext Paris	2024/ 05/06	17:35	3.418 EUR	0.76		766
Euronext Milan MTF Trading After Hours	-	-	-	0.00		-
Duesseldorf	2024/ 05/06	19:31	3.402 EUR	0.00		7
Berlin	2024/ 05/06	08:02	3.492 EUR	0.00		2

Company profile

Company Logo



Contact Details

VALNEVA SE

--

Campus Bio-Ouest, 6, rue Alain Bombard -
44800 Saint-Herblain

Telefon: +33-2-28-07-37-10

Fax: +

E-mail: info@valneva.com

Company Profile

-

Members of Management Board

Thomas Lingelbach Chairman of Managing Board

Dipal Patel Member of Executive Committee

Franck Grimaud Member of Executive Committee

Frederic Jacotot Member of Executive Committee

Juan Carlos Jaramillo Member of Executive Committee

Peter Bühler Member of Executive Committee

Petra Pesendorfer Member of Executive Committee

Vincent Dequenne Member of Executive Committee

Board of directors

Anne-Marie Graffin Chairman of Supervisory Board

Kathrin Jansen Member of Supervisory Board

James Connolly Member of Supervisory Board

James Sulat Member of Supervisory Board

Maïlys Ferrère Member of Supervisory Board