

## NORTHWEST COPPER CORP.

ISIN: CA66744H1047 WKN: -

## Overview

2024/07/26 08:05:14

Price

0.149 EUR

Difference  -4.49% (-0.01)

## General attributes

ISIN	CA66744H1047
Symbol	NWST
Exchange	Frankfurt
Currency	EUR
Sector	Energy / Commodities
Security type	Stock
Market cap (m)	38 EUR
Benchmark	S&P/TSX 60 INDEX

## Market data

Bid (Bid size)	-
Ask (Ask size)	-
Open	0.149 EUR
High	0.149 EUR
Low	0.149 EUR
Close (prev. day)	0.156 EUR
VWAP	0.11 EUR
Volume (pcs)	0
Trading volume	0.00
Number of trades	2
Last size	0

## Futures and Options





Related Futures	-
Related Options	-

5y



Information about previous performance does not guarantee future performance.  
Source: FactSet

## Recent research

on sector			
Date		Headline	Download
2024/07/26		Equity Weekly	
2024/07/24		Global Equity Ratings	
2024/07/24		Aktienempfehlungen Global	
2024/07/15		Aktienempfehlungen Global	
2024/07/12		Equity Weekly	

## Details

2024/07/26 08:05:14

## Price

0.149 EUR

Difference ▼ -4.49% (-0.01)

## General attributes

ISIN	CA66744H1047
Symbol	NWST
Exchange	Frankfurt
Currency	EUR
Sector	Energy / Commodities
Security type	Stock
Market cap (m)	38 EUR
Benchmark	S&P/TSX 60 INDEX

## Market data

Bid (Bid size)	-
Ask (Ask size)	-
Open	0.149 EUR
High	0.149 EUR
Low	0.149 EUR
Close (prev. day)	0.156 EUR
VWAP	0.11 EUR
Volume (pcs)	0
Trading volume	0.00
Number of trades	2
Last size	0

## Performance and Risk

	6m	1y	3y
Perf (%)	+69.32%	+37.40%	-69.53%
Perf (abs.)	+0.06	+0.04	-0.34
Beta	0.44	0.93	0.81
Volatility	110.10	120.00	92.73

5y



Information about previous performance does not guarantee future performance.  
Source: FactSet

## Price data

Ø price 5 days   Ø volume 5 days (pcs.)	0.155 EUR (0)
Ø price 30 days   Ø volume 30 days (pcs.)	0.117 EUR (0)
Ø price 100 days   Ø volume 100 days (pcs.)	0.098 EUR (26)
Ø price 250 days   Ø volume 250 days (pcs.)	0.090 EUR (16)
YTD High   date	0.173 EUR (2024/07/24)
YTD Low   date	0.064 EUR (2024/03/26)
52 Weeks High   date	0.173 EUR (2024/07/24)
52 Weeks Low   date	0.055 EUR (2023/12/01)

## All listings for NORTHWEST COPPER CORP.

Exchange	Date	Time	Price	Trading volume (mio.)	Number of trades
TSX Venture Exchange	2024/07/26	21:59	0.25 CAD	0.14	70
Stuttgart	2024/07/26	14:44	0.153 EUR	0.00	5
Frankfurt	2024/07/26	08:05	0.149 EUR	0.00	2
FINRA other OTC Issues	2024/07/25	19:27	0.1834 USD	0.00	6
Berlin	2024/07/26	08:02	0.15 EUR	0.00	3



## Company profile

Company Logo

**NorthWest**copper

Company Profile

-

### Contact Details

NORTHWEST COPPER

--

----

Telefon: -

Fax: -

E-mail: -