

VICINITY MOTOR CORP.

ISIN: CA9256541058 WKN: 925654105

Overview

2024/07/12 20:30:48

Price
0.69 EURDifference  159.40% (0.42)

General attributes

ISIN	CA9256541058
Symbol	VEV
Exchange	Frankfurt
Currency	EUR
Sector	Automotive
Security type	Stock
Market cap (m)	30 EUR
Benchmark	S&P/TSX 60 INDEX

Market data

Bid (Bid size)	-
Ask (Ask size)	-
Open	0.246 EUR
High	1.09 EUR
Low	0.246 EUR
Close (prev. day)	0.266 EUR
VWAP	0.91135 EUR
Volume (pcs)	9,450
Trading volume	8,612.30
Number of trades	8
Last size	2,250

Futures and Options

Related Futures	-
Related Options	-






5y



Information about previous performance does not guarantee future performance.
Source: FactSet

Recent research

on sector

Date		Headline	Download
2024/07/12		Global Equity Ratings	
2024/07/12		Aktienempfehlungen Global	
2024/07/09		Aktienempfehlungen Österreich	
2024/06/24		Aktienempfehlungen Österreich	
2024/06/21		Global Equity Ratings	

Details

2024/07/12 20:30:48

Price
0.69 EUR

Difference ▲ 159.40% (0.42)

General attributes

ISIN	CA9256541058
Symbol	VEV
Exchange	Frankfurt
Currency	EUR
Sector	Automotive
Security type	Stock
Market cap (m)	30 EUR
Benchmark	S&P/TSX 60 INDEX

Market data

Bid (Bid size)	-
Ask (Ask size)	-
Open	0.246 EUR
High	1.09 EUR
Low	0.246 EUR
Close (prev. day)	0.266 EUR
VWAP	0.91135 EUR
Volume (pcs)	9,450
Trading volume	8,612.30
Number of trades	8
Last size	2,250

Performance and Risk

	6m	1y	3y
Perf (%)	-11.54%	-12.33%	-88.10%
Perf (abs.)	-0.09	-0.10	-5.11
Beta	1.32	1.24	1.32
Volatility	166.88	135.40	103.21

5y



Information about previous performance does not guarantee future performance.
Source: FactSet

Price data

Ø price 5 days Ø volume 5 days (pcs.)	0.39 EUR (2,950)
Ø price 30 days Ø volume 30 days (pcs.)	0.51 EUR (3,656)
Ø price 100 days Ø volume 100 days (pcs.)	0.60 EUR (1,859)
Ø price 250 days Ø volume 250 days (pcs.)	0.74 EUR (1,124)
YTD High date	1.09 EUR (2024/07/12)
YTD Low date	0.25 EUR (2024/07/12)
52 Weeks High date	1.26 EUR (2023/07/31)
52 Weeks Low date	0.25 EUR (2024/07/12)

Arbitrage views

Exchange ⊕	Date	Time	Price	Trading volume (mio.)	Number of trades
Tradegate	2024/07/12	22:26	0.662 EUR	0.17	100
TSX Venture Exchange	2024/07/12	22:26	0.99 CAD	2.19	2,409
Stuttgart	2024/07/12	20:14	0.66 EUR	0.00	10
Nasdaq	2024/07/12	22:00	0.7131 USD	91.07	217,383
Munich	2024/07/12	08:00	0.292 EUR	0.00	2

	12					
Frankfurt	2024/07/12	20:30	0.69 EUR	0.01		8
Duesseldorf	2024/07/12	08:11	0.276 EUR	0.00		3
Berlin	2024/07/12	14:26	0.297 EUR	0.00		11

Company profile

Company Logo



Company Profile

-

Contact Details

VICINITY MOTOR

--

Telefon: -

Fax: -

E-mail: -