

REN-REDES ENERGETICAS NACIONAIS SGPS SA

ISIN: PTRELOAM0008 WKN: -

Overview

2024/07/26 17:35:24

Price

2.345 EUR

Difference  -1.88% (-0.05)

General attributes

ISIN	PTRELOAM0008
Symbol	RENE
Exchange	Euronext Lisbon
Currency	EUR
Sector	Utilities
Security type	Stock
Market cap (m)	1,555 EUR
Benchmark	PORTUGAL PSI

Market data

Bid (Bid size)	2.335 EUR (3,000)
Ask (Ask size)	2.35 EUR (20,000)
Open	2.33 EUR
High	2.355 EUR
Low	2.325 EUR
Close (prev. day)	2.39 EUR
VWAP	2.343064 EUR
Volume (pcs)	786,324
Trading volume	1,842,408.00
Number of trades	384
Last size	1,663

Futures and Options











Related Futures	-
Related Options	-

5y



Information about previous performance does not guarantee future performance.
Source: FactSet

Recent research

on sector	on market		
Date		Headline	Download
2024/07/26		Equity Weekly	
2024/07/24		Global Equity Ratings	
2024/07/24		Aktienempfehlungen Global	
2024/07/15		Aktienempfehlungen Global	
2024/07/12		Global Equity Ratings	

Details

2024/07/26 17:35:24

Price

2.345 EUR

Difference ▼ -1.88% (-0.05)

General attributes

ISIN	PTRELOAM0008
Symbol	RENE
Exchange	Euronext Lisbon
Currency	EUR
Sector	Utilities
Security type	Stock
Market cap (m)	1,555 EUR
Benchmark	PORTUGAL PSI

Market data

Bid (Bid size)	2.335 EUR (3,000)
Ask (Ask size)	2.35 EUR (20,000)
Open	2.33 EUR
High	2.355 EUR
Low	2.325 EUR
Close (prev. day)	2.39 EUR
VWAP	2.343064 EUR
Volume (pcs)	786,324
Trading volume	1,842,408.00
Number of trades	384
Last size	1,663

Performance and Risk

	6m	1y	3y
Perf (%)	+3.76%	-7.13%	-0.21%
Perf (abs.)	+0.09	-0.18	-0.01
Beta	0.47	0.40	0.46
Volatility	18.19	14.68	15.30

5y



Information about previous performance does not guarantee future performance.

Source: FactSet

Price data

Ø price 5 days Ø volume 5 days (pcs.)	2.371 EUR (659,046)
Ø price 30 days Ø volume 30 days (pcs.)	2.328 EUR (479,787)
Ø price 100 days Ø volume 100 days (pcs.)	2.294 EUR (918,008)
Ø price 250 days Ø volume 250 days (pcs.)	2.348 EUR (903,658)
YTD High date	2.500 EUR (2024/05/16)
YTD Low date	2.115 EUR (2024/03/19)
52 Weeks High date	2.525 EUR (2023/07/27)
52 Weeks Low date	2.115 EUR (2024/03/19)

All listings for REN-REDES ENERGETICAS NACIONAIS SGPS SA

Exchange	Date	Time	Price	Trading volume (mio.)	Number of trades
Tradegate	2024/07/26	22:26	2.355 EUR	0.00	2
Stuttgart	2024/07/26	08:17	2.315 EUR	0.00	3
Munich	2024/07/26	08:19	2.41 EUR	0.00	2
London Stock Exchange European Trade Reporting	2024/07/26	17:30	2.335 EUR	0.00	2
Frankfurt	2024/07/26	09:28	2.32 EUR	0.00	2

	07/26					
Euronext Milan MTF Trading After Hours	-	-	-	0.00	-	
Euronext Lisbon	2024/07/26	17:35	2.345 EUR	1.84		384
Duesseldorf	2024/07/26	19:31	2.275 EUR	0.00		7
Berlin	2024/07/26	08:52	2.41 EUR	0.00		3

Company profile

Company Logo



Contact Details

REDES ENERGETICAS NACIONAIS SGPS SA

--

Avenida Estados Unidos da América 55 -
1749-061 Lissabon

Telefon: +351-210-013-546

Fax: +351-210-013-150

E-mail: -

Company Profile

-

Members of Management Board

Rodrigo Costa	Chairman of Managing Board
Gonçalo Morais Soares	Member of Executive Committee
João Faria Conceição	Member of Executive Committee

Board of directors

Manuel Ramos de Sousa Sebastião	Member of Supervisory Board
Ana da Cunha Barros	Member of Supervisory Board
Ana Pinho Macedo Silva	Member of Supervisory Board
Gonçalo João Figueira Morais Soares	Member of Supervisory Board
Gonçalo Miguel Marques dos Santos Gil Mata	Member of Supervisory Board
Guang Chao Zhu	Member of Supervisory Board
Jorge Manuel Baptista Magalhães Correia	Member of Supervisory Board
José Luís Fazenda Arnaut Duarte	Member of Supervisory Board
João Caetano Carreira Faria Conceição	Member of Supervisory Board
Maria Estela Barbot	Member of Supervisory Board
Rosa Freitas Soares	Member of Supervisory Board
Tang Mingyi	Member of Supervisory Board
Yang Qu	Member of Supervisory Board