

## LION COPPER AND GOLD CORP.

ISIN: CA53620R1091 WKN: 53620R109

## Overview

2024/07/26 08:05:14

Price  
0.042 EURDifference  0.00% (0.00)

## General attributes

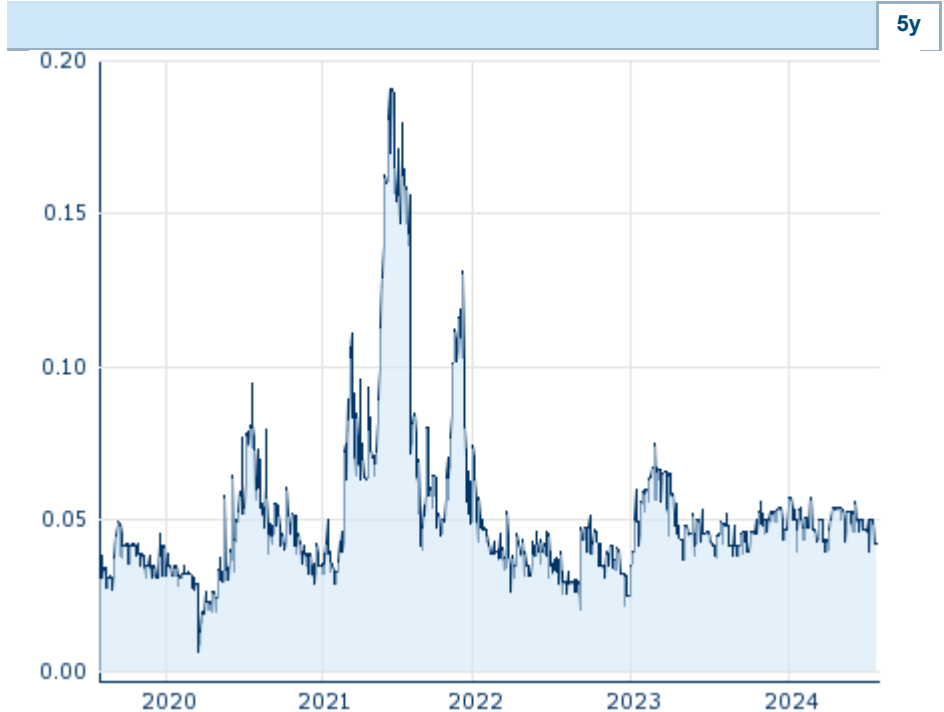
ISIN	CA53620R1091
Symbol	LCGMF
Exchange	Frankfurt
Currency	EUR
Sector	Energy / Commodities
Security type	Stock
Market cap (m)	19 EUR
Benchmark	S&P/TSX 60 INDEX

## Market data

Bid (Bid size)	-
Ask (Ask size)	-
Open	0.042 EUR
High	0.042 EUR
Low	0.042 EUR
Close (prev. day)	0.042 EUR
VWAP	0.0455 EUR
Volume (pcs)	0
Trading volume	0.00
Number of trades	1
Last size	0











## Futures and Options

Related Futures	-
Related Options	-



Information about previous performance does not guarantee future performance.  
Source: FactSet

## Recent research

on sector		
Date	Headline	Download
2024/07/26	 Equity Weekly	
2024/07/24	 Global Equity Ratings	
2024/07/24	 Aktienempfehlungen Global	
2024/07/15	 Aktienempfehlungen Global	
2024/07/12	 Equity Weekly	

## Details

2024/07/26 08:05:14

## Price

0.042 EUR

Difference ➔ 0.00% (0.00)

## General attributes

ISIN	CA53620R1091
Symbol	LCGMF
Exchange	Frankfurt
Currency	EUR
Sector	Energy / Commodities
Security type	Stock
Market cap (m)	19 EUR
Benchmark	S&P/TSX 60 INDEX

## Market data

Bid (Bid size)	-
Ask (Ask size)	-
Open	0.042 EUR
High	0.042 EUR
Low	0.042 EUR
Close (prev. day)	0.042 EUR
VWAP	0.0455 EUR
Volume (pcs)	0
Trading volume	0.00
Number of trades	1
Last size	0

## Performance and Risk

	6m	1y	3y
Perf (%)	-21.50%	-6.67%	-73.08%
Perf (abs.)	-0.01	+0.00	-0.11
Beta	-1.17	-0.36	1.43
Volatility	100.37	103.72	158.19

5y



Information about previous performance does not guarantee future performance.  
Source: FactSet

## Price data

Ø price 5 days   Ø volume 5 days (pcs.)	0.042 EUR (0)
Ø price 30 days   Ø volume 30 days (pcs.)	0.046 EUR (0)
Ø price 100 days   Ø volume 100 days (pcs.)	0.048 EUR (0)
Ø price 250 days   Ø volume 250 days (pcs.)	0.048 EUR (0)
YTD High   date	0.057 EUR (2024/01/02)
YTD Low   date	0.040 EUR (2024/01/18)
52 Weeks High   date	0.057 EUR (2024/01/02)
52 Weeks Low   date	0.038 EUR (2023/08/23)

## All listings for LION COPPER AND GOLD CORP.

Exchange <span>⊕</span>	Date	Time	Price	Trading volume (mio.)	Number of trades
TSX Venture Exchange	2024/07/26	21:59	0.08 CAD	0.00	1
Stuttgart	2024/07/26	11:05	0.042 EUR	0.00	3
Munich	2024/07/26	08:02	0.0495 EUR	0.00	1
Frankfurt	2024/07/26	08:05	0.042 EUR	0.00	1
FINRA other OTC	2024/07/26	15:47	0.0579 USD	0.00	2



## Company profile

### Company Logo



### Company Profile

-

### Contact Details

LION COPPER AND GOLD

--

----

Telefon: -

Fax: -

E-mail: -