

EVT LTD.

ISIN: AU000000EVT1

WKN: EVT

Overview

2024/09/13 10:35:00

Price
6.20 EURDifference  1.64% (0.10)

General attributes

ISIN	AU000000EVT1
Symbol	EVT
Exchange	Stuttgart
Currency	EUR
Sector	Media / Entertainment / Recreation
Security type	Stock
Market cap (m)	1,025 EUR
Benchmark	ASX ALL ORDINARIES INDEX

Market data

Bid (Bid size)	- (0)
Ask (Ask size)	- (0)
Open	6.20 EUR
High	6.20 EUR
Low	6.20 EUR
Close (prev. day)	6.10 EUR
VWAP	-
Volume (pcs)	0
Trading volume	0.00
Number of trades	4
Last size	0

Futures and Options










Related Futures	-
Related Options	-

5y



Information about previous performance does not guarantee future performance.
Source: FactSet

Recent research

on sector			
Date		Headline	Download
2024/09/11		Global Equity Ratings	
2024/09/11		Aktienempfehlungen Global	
2024/09/09		Aktienempfehlungen Österreich	
2024/09/05		Global Equity Ratings	
2024/09/05		Aktienempfehlungen Global	

Details

2024/09/13 10:35:00

Price

6.20 EUR

Difference ▲ 1.64% (0.10)

General attributes

ISIN	AU000000EVT1
Symbol	EVT
Exchange	Stuttgart
Currency	EUR
Sector	Media / Entertainment / Recreation
Security type	Stock
Market cap (m)	1,025 EUR
Benchmark	ASX ALL ORDINARIES INDEX

Market data

Bid (Bid size)	- (0)
Ask (Ask size)	- (0)
Open	6.20 EUR
High	6.20 EUR
Low	6.20 EUR
Close (prev. day)	6.10 EUR
VWAP	-
Volume (pcs)	0
Trading volume	0.00
Number of trades	4
Last size	0

Performance and Risk

	6m	1y	3y
Perf (%)	-12.68%	-9.49%	-30.34%
Perf (abs.)	-0.90	-0.65	-2.70
Beta	-	-	-
Volatility	27.30	29.79	30.58

5y



Information about previous performance does not guarantee future performance.
Source: FactSet

Price data

Ø price 5 days Ø volume 5 days (pcs.)	6.03 EUR (0)
Ø price 30 days Ø volume 30 days (pcs.)	6.40 EUR (0)
Ø price 100 days Ø volume 100 days (pcs.)	6.80 EUR (0)
Ø price 250 days Ø volume 250 days (pcs.)	6.87 EUR (0)
YTD High date	7.65 EUR (2024/01/29)
YTD Low date	5.95 EUR (2024/09/09)
52 Weeks High date	7.65 EUR (2023/12/20)
52 Weeks Low date	5.95 EUR (2024/09/09)

Arbitrage views

Exchange ⊕	Date	Time	Price	Trading volume (mio.)	Number of trades
Stuttgart	2024/09/13	10:35	6.20 EUR	0.00	4
Hamburg	2024/09/13	17:25	6.15 EUR	0.00	4
Frankfurt	2024/09/13	08:03	6.20 EUR	0.00	2
FINRA other OTC Issues	-	-	-	0.00	-
Australian Securities	2024/09/08	10:10	10.39 AUD	0.92	1,553

Company profile

Company Logo



Company Profile

-

Contact Details

EVT LTD.

--

Telefon: -

Fax: -

E-mail: -