

CANADA GOOSE HOLDINGS INC.

ISIN: CA1350861060 WKN: 135086106

Overview

2024/09/17 21:49:27

Price
9.48 EURDifference  0.89% (0.08)

General attributes

ISIN	CA1350861060
Symbol	GOOS
Exchange	Frankfurt
Currency	EUR
Sector	Consumer Products
Security type	Stock
Market cap (m)	435 EUR
Benchmark	S&P/TSX 60 INDEX

Market data

Bid (Bid size)	-
Ask (Ask size)	-
Open	9.39 EUR
High	9.48 EUR
Low	9.39 EUR
Close (prev. day)	9.396 EUR
VWAP	9.658 EUR
Volume (pcs)	0
Trading volume	0.00
Number of trades	3
Last size	0

Futures and Options









Related Futures	-
Related Options	-

5y



Information about previous performance does not guarantee future performance.
Source: FactSet

Recent research

on sector			
Date		Headline	Download
2024/09/11		Global Equity Ratings	
2024/09/11		Aktienempfehlungen Global	
2024/09/09		Aktienempfehlungen Österreich	
2024/09/05		Global Equity Ratings	
2024/09/05		Aktienempfehlungen Global	

Details

2024/09/17 21:49:27

Price
9.48 EUR

Difference ▲ 0.89% (0.08)

General attributes

ISIN	CA1350861060
Symbol	GOOS
Exchange	Frankfurt
Currency	EUR
Sector	Consumer Products
Security type	Stock
Market cap (m)	435 EUR
Benchmark	S&P/TSX 60 INDEX

Market data

Bid (Bid size)	-
Ask (Ask size)	-
Open	9.39 EUR
High	9.48 EUR
Low	9.39 EUR
Close (prev. day)	9.396 EUR
VWAP	9.658 EUR
Volume (pcs)	0
Trading volume	0.00
Number of trades	3
Last size	0

Performance and Risk

	6m	1y	3y
Perf (%)	-16.37%	-35.73%	-69.99%
Perf (abs.)	-1.86	-5.27	-22.11
Beta	-	-	-
Volatility	39.36	43.35	51.99

5y



Information about previous performance does not guarantee future performance.
Source: FactSet

Price data

Ø price 5 days Ø volume 5 days (pcs.)	9.38 EUR (0)
Ø price 30 days Ø volume 30 days (pcs.)	9.78 EUR (0)
Ø price 100 days Ø volume 100 days (pcs.)	11.08 EUR (10)
Ø price 250 days Ø volume 250 days (pcs.)	11.11 EUR (8)
YTD High date	13.42 EUR (2024/06/04)
YTD Low date	9.06 EUR (2024/09/11)
52 Weeks High date	14.75 EUR (2023/09/18)
52 Weeks Low date	9.06 EUR (2024/09/11)

All listings for CANADA GOOSE HOLDINGS INC.

Exchange ⊕	Date	Time	Price	Trading volume (mio.)	Number of trades
Tradegate	2024/09/17	22:02	9.524 EUR	0.00	1
Toronto Stock Exchange	2024/09/17	22:00	14.37 CAD	4.17	1,948
Stuttgart	2024/09/17	21:24	9.428 EUR	0.00	6
NYSE	2024/09/17	22:00	10.58 USD	8.23	7,695
Munich	2024/09/17	08:01	9.428 EUR	0.00	1

	17					
London Stock Exchange	2021/02/05	17:25	55.9944 CAD	0.01		2
Frankfurt	2024/09/17	21:49	9.48 EUR	0.00		3
Duesseldorf	2024/09/17	08:10	9.364 EUR	0.00		3
Berlin	2024/09/17	20:22	9.498 EUR	0.00		15

Company profile

Company Logo



Company Profile

-

Contact Details

CANADA GOOSE HLDGS

--

Telefon: -

Fax: -

E-mail: -