

SWITZERLAND SWISS LEADER(TR)

ISIN: **CH0030252909** WKN: -

Overview

2024/05/07 22:06:00	
Price	3,500.86 CHF
Difference	▲ 1.36% (47.00)
General attributes	
ISIN	CH0030252909
Symbol	-
Country	Switzerland
Instruments in index	30
Type of index	-
Security type	Index
Market data	
Open	3,466.14 CHF
High	3,505.13 CHF
Low	3,463.25 CHF
Close (prev. day)	3,453.86 CHF
Trading volume (m)	-
Volume (pcs)	-



Information about previous performance does not guarantee future performance.
Source: FactSet

Top 5

Name	Price	+ - (%)	Trend
UBS GROUP	26.79	+7.59	▲
GEBERIT AG	539.20	+4.66	▲
GIVAUDAN S...	4,072.00	+2.08	▲
NOVARTIS A...	89.78	+1.91	▲
PARTNERS G...	1,237.50	+1.77	▲

Recent research

on market		
Date	Headline	Download
2024/05/02	FX markets reflect uncertain interest rate outlook	Download
2024/05/02	FX-Märkte spiegeln unsicheres Zinsumfeld wider	Download
2024/04/26	Aktienempfehlungen Global	Download
2024/04/03	Aktienempfehlungen Global	Download
2024/03/26	Global Strategy 2Q 2024	Download

Intraday 1w 1m 6m 1y 3y

Flop 5

Name	Price	+ - (%)	Trend
SANDOZ GRO...	30.22	-2.52	▼
SWATCH GRO...	195.05	-0.33	↔
SGS SA	82.38	-0.02	↔

Intraday 1w 1m 6m 1y 3y

Futures and Options

Related Futures -

Related Options

-

Details

2024/05/07 22:06:00

Price

3,500.86 CHF

Difference ▲ 1.36% (47.00)

General attributes

ISIN CH0030252909

Symbol -

Country Switzerland

Security type Index

Instruments in index 30

Market data

Open 3,466.14 CHF

High 3,505.13 CHF

Low 3,463.25 CHF

Close (prev. day) 3,453.86 CHF

Trading volume (m) -

Volume (pcs) -

Performance and Risk

	6m	1y	3y
Perf (%)	+15.57%	+7.65%	+12.67%
Perf (abs.)	+471.64	+248.90	+393.60
Beta	-	-	-
Volatility	10.08	10.96	14.80












Information about previous performance does not guarantee future performance.

Source: FactSet

Price data

Ø price 5 days Ø volume 5 days (pcs.)	3,443.27 CHF (0)
Ø price 30 days Ø volume 30 days (pcs.)	3,461.12 CHF (0)
Ø price 100 days Ø volume 100 days (pcs.)	3,361.42 CHF (0)
Ø price 250 days Ø volume 250 days (pcs.)	3,231.50 CHF (0)
YTD High date	3,550.82 CHF (2024/03/21)
YTD Low date	3,174.84 CHF (2024/01/17)
52 Weeks High date	3,550.82 CHF (2024/03/21)
52 Weeks Low date	2,912.68 CHF (2023/10/26)

Composition

Name  ISIN	Price	Diff %  Diff +/-	Performance 	Date Time	Turnover Pc.  Turnover Money 
ABB LTD CH0012221716	45.73	0.57% 0.26		24/05/07 17:31:29	3,190,365 145,221,251.46
ALCON AG CH0432492467	73.32	1.13% 0.82		24/05/07 17:31:29	794,348 57,976,587.89
CHOCOLADEFABRIKEN LINDT &... CH0010570767	10,660.00	1.43% 150.00		24/05/07 17:31:29	2,830 29,994,890.00
COMPAGNIE FINANCIERE RICH... CH0210483332	132.85	0.68% 0.90		24/05/07 17:31:29	661,423 87,610,953.18
GEBERIT AG CH0030170408	539.20	4.66% 24.00		24/05/07 17:31:29	223,022 120,677,341.00
GIVAUDAN SA CH0010645932	4,072.00	2.08% 83.00		24/05/07 17:31:29	19,745 79,886,429.00
HOLCIM LTD. CH0012214059	79.28	0.10% 0.08		24/05/07 17:31:29	1,145,877 90,713,010.56
JULIUS BAER GRUPPE AG CH0102484968	53.06	1.03% 0.54		24/05/07 17:31:29	507,335 26,907,215.72
KUEHNE & NAGEL INTERNATIO... CH0025238863	247.90	0.28% 0.70		24/05/07 17:31:29	203,962 50,795,783.85
LOGITECH INTERNATIONAL SA CH0025751329	76.38	1.01% 0.76		24/05/07 17:31:29	487,169 37,147,439.26
LONZA GROUP AG CH0013841017	520.20	0.35% 1.80		24/05/07 17:31:29	114,681 59,657,556.80
NESTLÉ SA CH0038863350	92.16	0.88% 0.80		24/05/07 17:31:29	3,200,723 293,910,220.43
NOVARTIS AG CH0012005267	89.78	1.91% 1.68		24/05/07 17:31:29	2,433,049 217,625,099.54
PARTNERS GROUP HOLDING AG CH0024608827	1,237.50	1.77% 21.50		24/05/07 17:31:29	46,991 57,814,243.25
ROCHE HOLDING AG CH0012032113	241.40	1.68% 4.00		24/05/07 17:31:29	19,194 4,611,653.60
ROCHE HOLDINGS AG GENUSSC... CH0012032048	221.30	1.28% 2.80		24/05/07 17:31:29	1,166,269 256,669,481.05
SANDOZ GROUP AG CHF0.05 CH1243598427	30.22	-2.52% -0.78		24/05/07 17:31:29	1,639,676 50,053,342.40
SCHINDLER HOLDING AG CH0024638196	235.40	0.51% 1.20		24/05/07 17:31:29	72,133 16,923,549.70
SGS SA CH1256740924	82.38	-0.02% -0.02		24/05/07 17:31:29	259,486 21,385,211.49
SIG GROUP AG CH0435377954	18.70	1.74% 0.32		24/05/07 17:31:29	987,846 18,357,385.89
SIKA AG CH0418792922	274.00	1.56% 4.20		24/05/07 17:31:29	257,456 70,382,072.15
SONOVA HOLDING AG CH0012549785	267.10	1.64% 4.30		24/05/07 17:31:29	103,128 27,470,124.15
STRAUMANN HOLDING AG CH1175448666	118.50	1.46% 1.70		24/05/07 17:31:29	512,575 60,589,119.75
SWATCH GROUP AG, THE CH0012255151	195.05	-0.33% -0.65		24/05/07 17:31:29	103,867 20,284,715.33
SWISS LIFE HOLDING AG CH0014852781	639.40	1.11% 7.00		24/05/07 17:31:29	75,603 48,320,809.90

SWITZERLAND SWISS LEADER(TR)

SWISS RE AG CH0126881561	102.50	0.94% 0.95		24/05/07 17:31:29	653,586 66,816,572.75
SWISSCOM AG CH0008742519	495.80	0.20% 1.00		24/05/07 17:31:29	79,743 39,550,999.00
UBS GROUP CH0244767585	26.79	7.59% 1.89		24/05/07 17:31:29	17,733,535 476,564,206.08
VAT GROUP AG CH0311864901	458.00	0.57% 2.60		24/05/07 17:31:29	72,398 33,118,731.35
ZURICH INSURANCE GROUP AG CH0011075394	451.60	1.26% 5.60		24/05/07 17:31:29	247,349 111,484,594.15