

SWITZERLAND SWISS LEADER(TR)

ISIN: **CH0030252909** WKN: -

Overview

2024/05/03 13:48:00

Price

3,432.02 CHF

Difference ▲ 0.74% (25.17)

General attributes

ISIN	CH0030252909
Symbol	-
Country	Switzerland
Instruments in index	30
Type of index	-
Security type	Index

Top 5

Name	Price	+ - (%)	Trend
JULIUS BAE...	52.26	+2.51	▲
SWATCH GRO...	198.65	+2.50	▲
SGS SA	83.04	+2.17	▲
GEBERIT AG	502.20	+2.11	▲
COMPAGNIE ...	130.85	+2.11	▲

Intraday **1w** 1m 6m 1y 3y

Flop 5

Name	Price	+ - (%)	Trend
STRAUMANN ...	116.75	-1.06	▼
LOGITECH I...	73.92	-0.88	▼
NOVARTIS A...	88.65	-0.25	▼
ABB LTD	45.00	-0.13	▼

Intraday **1w** 1m 6m 1y 3y



5y



Information about previous performance does not guarantee future performance.
Source: FactSet

Recent research

on market		
Date	Headline	Download
2024/05/02	FX markets reflect uncertain interest rate outlook	Download
2024/05/02	FX-Märkte spiegeln unsicheres Zinsumfeld wider	Download
2024/04/26	Aktienempfehlungen Global	Download
2024/04/03	Aktienempfehlungen Global	Download
2024/03/26	Global Strategy 2Q 2024	Download

More information on countries & regions

➤ Markets by Region

Details

2024/05/03 13:48:00

Price

3,432.02 CHF

Difference ▲ 0.74% (25.17)

General attributes

ISIN CH0030252909

Symbol -

Country Switzerland

Security type Index

Instruments in index 30

Market data

Open 3,421.74 CHF

High 3,432.94 CHF

Low 3,414.99 CHF

Close (prev. day) 3,406.85 CHF

Trading volume (m) -

Volume (pcs) -

Performance and Risk

	6m	1y	3y
Perf (%)	+12.42%	+6.18%	+11.42%
Perf (abs.)	+376.49	+198.39	+349.08
Beta	-	-	-
Volatility	9.85	10.90	14.81

5y






Information about previous performance does not guarantee future performance.
Source: FactSet

Price data

Ø price 5 days Ø volume 5 days (pcs.)	3,425.87 CHF (0)
Ø price 30 days Ø volume 30 days (pcs.)	3,464.83 CHF (0)
Ø price 100 days Ø volume 100 days (pcs.)	3,352.47 CHF (0)
Ø price 250 days Ø volume 250 days (pcs.)	3,228.99 CHF (0)
YTD High date	3,550.82 CHF (2024/03/21)
YTD Low date	3,174.84 CHF (2024/01/17)
52 Weeks High date	3,550.82 CHF (2024/03/21)
52 Weeks Low date	2,912.68 CHF (2023/10/26)

Composition

Name  ISIN	Price	Diff %  Diff +/-	Performance 	Date Time	Turnover Pc.  Turnover Money 
ABB LTD CH0012221716	45.00	-0.13% -0.06		24/05/03 13:47:50	704,726 31,588,526.98
ALCON AG CH0432492467	71.42	0.31% 0.22		24/05/03 13:47:19	123,856 8,861,578.02
CHOCOLADEFABRIKEN LINDT &... CH0010570767	10,630.00	0.28% 30.00		24/05/03 13:45:29	382 4,068,735.00
COMPAGNIE FINANCIERE RICH... CH0210483332	130.85	2.11% 2.70		24/05/03 13:47:26	164,174 21,452,072.65
GEBERIT AG CH0030170408	502.20	2.11% 10.40		24/05/03 13:47:37	23,004 11,456,580.60
GIVAUDAN SA CH0010645932	3,996.00	0.88% 35.00		24/05/03 13:46:10	2,888 11,486,058.00
HOLCIM LTD. CH0012214059	77.94	0.41% 0.32		24/05/03 13:48:00	268,401 20,854,274.10
JULIUS BAER GRUPPE AG CH0102484968	52.26	2.51% 1.28		24/05/03 13:47:37	274,616 14,253,752.40
KUEHNE & NAGEL INTERNATIO... CH0025238863	245.30	0.12% 0.30		24/05/03 13:45:55	46,210 11,312,349.55
LOGITECH INTERNATIONAL SA CH0025751329	73.92	-0.88% -0.66		24/05/03 13:47:31	105,041 7,801,047.20
LONZA GROUP AG CH0013841017	519.00	0.97% 5.00		24/05/03 13:47:27	31,211 16,211,971.50
NESTLÉ SA CH0038863350	91.90	0.09% 0.08		24/05/03 13:48:00	947,523 87,125,913.70
NOVARTIS AG CH0012005267	88.65	-0.25% -0.22		24/05/03 13:47:56	637,044 56,482,379.67
PARTNERS GROUP HOLDING AG CH0024608827	1,197.00	1.18% 14.00		24/05/03 13:46:55	11,202 13,361,079.00
ROCHE HOLDING AG CH0012032113	235.60	0.60% 1.40		24/05/03 13:44:44	9,679 2,266,125.20
ROCHE HOLDINGS AG GENUSSC... CH0012032048	216.40	1.07% 2.30		24/05/03 13:47:56	648,621 139,000,720.55
SANDOZ GROUP AG CHF0.05 CH1243598427	31.14	1.93% 0.59		24/05/03 13:47:37	405,907 12,499,476.72
SCHINDLER HOLDING AG CH0024638196	230.40	0.70% 1.60		24/05/03 13:42:31	20,655 4,744,658.80
SGS SA CH1256740924	83.04	2.17% 1.76		24/05/03 13:47:56	194,307 16,028,144.97
SIG GROUP AG CH0435377954	18.77	1.30% 0.24		24/05/03 13:43:30	217,543 4,085,669.04
SIKA AG CH0418792922	267.20	1.48% 3.90		24/05/03 13:47:53	48,504 12,896,853.10
SONOVA HOLDING AG CH0012549785	263.80	1.50% 3.90		24/05/03 13:47:49	30,422 7,992,078.05
STRAUMANN HOLDING AG CH1175448666	116.75	-1.06% -1.25		24/05/03 13:47:13	225,701 26,446,942.48
SWATCH GROUP AG, THE CH0012255151	198.65	2.50% 4.85		24/05/03 13:47:14	65,671 12,999,197.63
SWISS LIFE HOLDING AG CH0014852781	621.40	1.21% 7.40		24/05/03 13:47:24	14,425 8,953,411.80

SWISS RE AG CH0126881561	100.25	1.06% 1.05	█	24/05/03 13:47:02	193,060 19,336,047.52
SWISSCOM AG CH0008742519	495.00	0.24% 1.20		24/05/03 13:47:53	29,869 14,759,610.40
UBS GROUP CH0244767585	24.40	0.45% 0.11	█	24/05/03 13:47:56	1,519,191 37,136,426.15
VAT GROUP AG CH0311864901	444.60	1.02% 4.50	█	24/05/03 13:47:20	15,293 6,814,371.60
ZURICH INSURANCE GROUP AG CH0011075394	441.00	0.07% 0.30		24/05/03 13:47:58	63,489 28,020,678.15