

# SWITZERLAND SWISS LEADER(TR)

ISIN: **CH0030252909** WKN: -

## Overview

2021/09/23 22:06:00

Price

**3,364.20** CHF

Difference ▲ 0.95% (31.51)

### General attributes

ISIN	CH0030252909
Symbol	-
Country	Switzerland
Instruments in index	30
Type of index	-
Security type	Index

### Market data

Open	3,362.21 CHF
High	3,375.96 CHF
Low	3,353.65 CHF
Close (prev. day)	3,332.69 CHF
Trading volume (m)	-
Volume (pcs)	-

5y



Information about previous performance does not guarantee future performance.  
Source: FactSet

### Top 5

Name	Price	+ - (%)	Trend
AMS AG	17.72	+3.63	<span style="color: green;">▲</span>
COMPAGNIE	101.00	+3.40	<span style="color: green;">▲</span>
...			
LOGITECH I...	92.70	+2.59	<span style="color: green;">▲</span>
STRAUMANN	1,932.50	+2.09	<span style="color: green;">▲</span>
...			
CREDIT SUI...	9.11	+1.88	<span style="color: green;">▲</span>

Intraday 1w 1m 6m 1y 3y

### Recent research

Date	Headline	Download
2021/09/23	<span style="color: black;">🇩🇪</span> SNB führt expansive Geldpolitik fort	<a href="#">Download</a>
2021/09/22	<span style="color: black;">🇩🇪</span> Aktienempfehlungen Global	<a href="#">Download</a>
2021/09/09	<span style="color: black;">🇬🇧</span> Euro on slight upswing	<a href="#">Download</a>
2021/09/09	<span style="color: black;">🇩🇪</span> Euro mit leichtem Aufwind	<a href="#">Download</a>
2021/08/20	<span style="color: black;">🇬🇧</span> Global Equity Ratings	<a href="#">Download</a>

### Flop 5

Name	Price	+ - (%)	Trend
ADECCO GRO...	48.23	-1.07	<span style="color: red;">▼</span>
TEMENOS GR...	131.95	-0.98	<span style="color: grey;">↔</span>
GEBERIT AG	740.60	-0.30	<span style="color: grey;">↔</span>
VIFOR PHAR...	119.70	-0.04	<span style="color: grey;">↔</span>

Intraday 1w 1m 6m 1y 3y

**Futures and Options**

**Related Futures** -

**Related Options** -

## Details

2021/09/23 22:06:00

Price

**3,364.20** CHF

Difference ▲ 0.95% (31.51)

### General attributes

ISIN CH0030252909

Symbol -

Country Switzerland

Security type Index

Instruments in index 30

### Market data

Open 3,362.21 CHF

High 3,375.96 CHF

Low 3,353.65 CHF

Close (prev. day) 3,332.69 CHF

Trading volume (m) -

Volume (pcs) -

### Performance and Risk

	6m	1y	3y
Perf (%)	+11.40%	+29.27%	+45.66%
Perf (abs.)	+344.21	+761.80	+1,054.61
Beta	-	-	-
Volatility	10.23	12.26	18.47







Information about previous performance does not guarantee future performance.

Source: FactSet

### Price data

Ø price 5 days   Ø volume 5 days (pcs.)	3,333.99 CHF (0)
Ø price 30 days   Ø volume 30 days (pcs.)	3,422.48 CHF (0)
Ø price 100 days   Ø volume 100 days (pcs.)	3,318.41 CHF (0)
Ø price 250 days   Ø volume 250 days (pcs.)	3,028.65 CHF (0)
YTD High   date	3,487.01 CHF (2021/08/18)
YTD Low   date	2,806.23 CHF (2021/01/29)
52 Weeks High   date	3,487.01 CHF (2021/08/18)
52 Weeks Low   date	2,442.76 CHF (2020/10/30)

## Composition

Name  ISIN	Price	Diff %  Diff +/-	Performance 	Date Time	Turnover Pc.  Turnover Money 
ABB LTD CH0012221716	32.97	1.26% 0.41		21/09/23 17:31:00	3,065,294 101,039,789.73
ADECCO GROUP AG CH0012138605	48.23	-1.07% -0.52		21/09/23 17:31:00	653,142 31,650,760.13
ALCON AG CH0432492467	79.20	0.97% 0.76		21/09/23 17:31:01	784,982 62,164,744.73
AMS AG AT0000A18XM4	17.72	3.63% 0.62		21/09/23 17:31:00	1,629,609 28,734,658.65
COMPAGNIE FINANCIERE RICH... CH0210483332	101.00	3.40% 3.32		21/09/23 17:31:01	1,668,699 167,752,617.90
CREDIT SUISSE GROUP AG CH0012138530	9.11	1.88% 0.17		21/09/23 17:31:01	8,491,671 77,187,364.38
GEBERIT AG CH0030170408	740.60	-0.30% -2.20		21/09/23 17:31:00	65,479 48,671,425.90
GIVAUDAN SA CH0010645932	4,509.00	1.17% 52.00		21/09/23 17:31:00	10,210 46,040,682.00
HOLCIM LTD. CH0012214059	45.83	0.99% 0.45		21/09/23 17:31:01	1,866,289 85,712,358.79
JULIUS BAER GRUPPE AG CH0102484968	60.94	1.53% 0.92		21/09/23 17:31:01	367,142 22,314,603.99
KUEHNE & NAGEL INTERNATIO... CH0025238863	355.20	0.82% 2.90		21/09/23 17:31:00	77,438 27,478,108.35
LOGITECH INTERNATIONAL SA CH0025751329	92.70	2.59% 2.34		21/09/23 17:31:00	1,292,560 119,853,184.32
LONZA GROUP AG CH0013841017	759.80	0.32% 2.40		21/09/23 17:31:01	90,910 69,290,587.00
NESTLÉ SA CH0038863350	115.02	0.21% 0.24		21/09/23 17:31:01	3,054,439 352,055,121.37
NOVARTIS AG CH0012005267	77.31	0.89% 0.68		21/09/23 17:31:00	3,064,203 236,996,717.12
PARTNERS GROUP HOLDING AG CH0024608827	1,641.50	1.17% 19.00		21/09/23 17:31:00	55,081 90,302,488.75
ROCHE HOLDINGS AG GENUSSC... CH0012032048	342.60	0.75% 2.55		21/09/23 17:31:00	1,568,475 537,378,523.36
SCHINDLER HOLDING AG CH0024638196	271.20	0.78% 2.10		21/09/23 17:31:00	128,523 34,925,151.50
SGS SA CH0002497458	2,880.00	0.49% 14.00		21/09/23 17:31:00	10,709 30,906,090.00
SIKA AG CH0418792922	327.30	0.71% 2.30		21/09/23 17:31:01	197,720 64,712,471.10
SONOVA HOLDING AG CH0012549785	384.50	0.87% 3.30		21/09/23 17:31:00	81,430 31,334,049.85
STRAUMANN HOLDING AG CH0012280076	1,932.50	2.09% 39.50		21/09/23 17:31:00	17,743 34,245,160.00
SWATCH GROUP AG, THE CH0012255151	256.70	1.22% 3.10		21/09/23 17:31:01	152,822 39,263,116.80
SWISS LIFE HOLDING AG CH0014852781	471.50	1.01% 4.70		21/09/23 17:31:01	71,825 33,895,272.50
SWISS RE AG CH0126881561	80.42	0.68% 0.54		21/09/23 17:31:01	770,813 62,092,923.32

SWISSCOM AG CH0008742519	534.00	0.38% 2.00		21/09/23 17:31:00	99,514 53,279,579.40
TEMENOS GROUP AG CH0012453913	131.95	-0.98% -1.30		21/09/23 17:31:00	226,401 30,057,307.35
UBS GROUP CH0244767585	14.64	1.31% 0.19		21/09/23 17:31:01	5,924,471 86,579,110.05
VIFOR PHARMA AG CH0364749348	119.70	-0.04% -0.05		21/09/23 17:31:00	192,800 23,106,310.93
ZURICH INSURANCE GROUP AG CH0011075394	388.20	0.62% 2.40		21/09/23 17:31:00	268,854 104,429,514.65