

ISOENERGY LTD.

ISIN: CA46500E1079 WKN: -

Overview

2024/07/26 14:12:30

Price
2.34 EURDifference  4.00% (0.09)

General attributes

ISIN	CA46500E1079
Symbol	ISO
Exchange	Frankfurt
Currency	EUR
Sector	Energy / Commodities
Security type	Stock
Market cap (m)	414 EUR
Benchmark	S&P/TSX 60 INDEX

Market data

Bid (Bid size)	-
Ask (Ask size)	-
Open	2.21 EUR
High	2.34 EUR
Low	2.21 EUR
Close (prev. day)	2.25 EUR
VWAP	2.26909 EUR
Volume (pcs)	2,200
Trading volume	4,992.00
Number of trades	2
Last size	1,000

Futures and Options






Related Futures	-
Related Options	-

5y



Information about previous performance does not guarantee future performance.
Source: FactSet

Recent research

on sector	Date	Headline	Download
	2024/07/26	 Equity Weekly	
	2024/07/24	 Global Equity Ratings	
	2024/07/24	 Aktienempfehlungen Global	
	2024/07/15	 Aktienempfehlungen Global	
	2024/07/12	 Equity Weekly	

Details

2024/07/26 14:12:30

Price

2.34 EUR

Difference ▲ 4.00% (0.09)

General attributes

ISIN	CA46500E1079
Symbol	ISO
Exchange	Frankfurt
Currency	EUR
Sector	Energy / Commodities
Security type	Stock
Market cap (m)	414 EUR
Benchmark	S&P/TSX 60 INDEX

Market data

Bid (Bid size)	-
Ask (Ask size)	-
Open	2.21 EUR
High	2.34 EUR
Low	2.21 EUR
Close (prev. day)	2.25 EUR
VWAP	2.26909 EUR
Volume (pcs)	2,200
Trading volume	4,992.00
Number of trades	2
Last size	1,000

Performance and Risk

	6m	1y	3y
Perf (%)	-22.90%	+29.57%	+42.25%
Perf (abs.)	-0.70	+0.53	+0.70
Beta	1.26	1.29	2.07
Volatility	67.71	68.36	88.24

5y



Information about previous performance does not guarantee future performance.
Source: FactSet

Price data

Ø price 5 days Ø volume 5 days (pcs.)	2.32 EUR (680)
Ø price 30 days Ø volume 30 days (pcs.)	2.56 EUR (435)
Ø price 100 days Ø volume 100 days (pcs.)	2.62 EUR (532)
Ø price 250 days Ø volume 250 days (pcs.)	2.65 EUR (1,199)
YTD High date	3.65 EUR (2024/02/02)
YTD Low date	2.21 EUR (2024/07/26)
52 Weeks High date	3.65 EUR (2024/02/02)
52 Weeks Low date	1.70 EUR (2023/08/01)

All listings for ISOENERGY LTD.

Exchange ⊕	Date	Time	Price	Trading volume (mio.)	Number of trades
Tradegate	2024/07/26	22:26	2.335 EUR	0.01	6
Toronto Stock Exchange	2024/07/26	22:00	3.48 CAD	0.24	235
Stuttgart	2024/07/26	14:44	2.245 EUR	0.00	5
Munich	2024/07/26	08:02	2.33 EUR	0.00	1
Frankfurt	2024/07/26	14:12	2.34 EUR	0.00	2

	26					
FINRA other OTC Issues	2024/07/26	21:59	2.53 USD	0.06		75
Duesseldorf	2024/07/26	19:32	2.285 EUR	0.00		7
Berlin	2024/07/26	20:48	2.325 EUR	0.00		20

Company profile

Company Logo



Company Profile

-

Contact Details

ISOENERGY LTD

--

Telefon: -

Fax: -

E-mail: -