

## ADVENTUS MINING CORP.

ISIN: CA00791E1025 WKN: -

## Overview

2024/07/26 17:33:51

Price  
0.283 EURDifference  3.66% (0.01)

## General attributes

ISIN	CA00791E1025
Symbol	ADZN
Exchange	Frankfurt
Currency	EUR
Sector	Energy / Commodities
Security type	Stock
Market cap (m)	128 EUR
Benchmark	S&P/TSX 60 INDEX

## Market data

Bid (Bid size)	-
Ask (Ask size)	-
Open	0.272 EUR
High	0.283 EUR
Low	0.272 EUR
Close (prev. day)	0.273 EUR
VWAP	0.283 EUR
Volume (pcs)	18,000
Trading volume	5,094.00
Number of trades	1
Last size	18,000

## Futures and Options








Related Futures	-
Related Options	-

5y



Information about previous performance does not guarantee future performance.  
Source: FactSet

## Recent research

on sector	Date	Headline	Download
	2024/07/26	 Equity Weekly	
	2024/07/24	 Global Equity Ratings	
	2024/07/24	 Aktienempfehlungen Global	
	2024/07/15	 Aktienempfehlungen Global	
	2024/07/12	 Equity Weekly	

## Details

2024/07/26 17:33:51

## Price

0.283 EUR

Difference ▲ 3.66% (0.01)

## General attributes

ISIN	CA00791E1025
Symbol	ADZN
Exchange	Frankfurt
Currency	EUR
Sector	Energy / Commodities
Security type	Stock
Market cap (m)	128 EUR
Benchmark	S&P/TSX 60 INDEX

## Market data

Bid (Bid size)	-
Ask (Ask size)	-
Open	0.272 EUR
High	0.283 EUR
Low	0.272 EUR
Close (prev. day)	0.273 EUR
VWAP	0.283 EUR
Volume (pcs)	18,000
Trading volume	5,094.00
Number of trades	1
Last size	18,000

## Performance and Risk

	6m	1y	3y
Perf (%)	+68.45%	+41.50%	-55.08%
Perf (abs.)	+0.12	+0.08	-0.35
Beta	1.20	0.64	1.16
Volatility	109.29	99.84	81.37

5y



Information about previous performance does not guarantee future performance.  
Source: FactSet

## Price data

Ø price 5 days   Ø volume 5 days (pcs.)	0.256 EUR (14,122)
Ø price 30 days   Ø volume 30 days (pcs.)	0.268 EUR (3,555)
Ø price 100 days   Ø volume 100 days (pcs.)	0.271 EUR (3,538)
Ø price 250 days   Ø volume 250 days (pcs.)	0.222 EUR (5,342)
YTD High   date	0.371 EUR (2024/05/30)
YTD Low   date	0.134 EUR (2024/02/29)
52 Weeks High   date	0.371 EUR (2024/05/30)
52 Weeks Low   date	0.134 EUR (2024/02/29)

## All listings for ADVENTUS MINING CORP.

Exchange	Date	Time	Price	Trading volume (mio.)	Number of trades
Tradegate	2024/07/26	22:26	0.283 EUR	0.00	2
TSX Venture Exchange	2024/07/26	21:52	0.4275 CAD	0.09	32
Stuttgart	2024/07/26	14:44	0.276 EUR	0.00	6
Munich	2024/07/26	08:00	0.269 EUR	0.00	2
Frankfurt	2024/07/26	17:33	0.283 EUR	0.01	1

	26						
FINRA other OTC Issues	2024/07/26	21:34	0.3014	USD	0.01		6
Duesseldorf	2024/07/26	08:12	0.258	EUR	0.00		3
Berlin	2024/07/26	20:48	0.275	EUR	0.00		20

## Company profile

### Company Logo



### Company Profile

-

### Contact Details

ADVENTUS MINING

--

----

Telefon: -

Fax: -

E-mail: -