

MARUBENI CORP

ISIN: JP3877600001 WKN: 8002

Overview

2024/05/29 08:13:23

Price
18.048 EURDifference  -0.25% (-0.05)

General attributes

ISIN	JP3877600001
Symbol	8002
Exchange	Berlin
Currency	EUR
Sector	Commerce
Security type	Stock
Market cap (m)	30,577 EUR
Benchmark	NIKKEI 225

Market data

Bid (Bid size)	18.054 EUR (500)
Ask (Ask size)	18.272 EUR (500)
Open	18.048 EUR
High	18.048 EUR
Low	18.048 EUR
Close (prev. day)	18.094 EUR
VWAP	-
Volume (pcs)	0
Trading volume	0.00
Number of trades	1
Last size	0

Futures and Options











Related Futures	-
Related Options	-

5y



Information about previous performance does not guarantee future performance.
Source: FactSet

Recent research

on sector		on market	
Date		Headline	Download
2024/04/26		Global Equity Ratings	
2024/04/26		Aktienempfehlungen Global	
2024/04/03		Global Equity Ratings	
2024/04/03		Aktienempfehlungen Global	
2024/03/13		Global Equity Ratings	

Details

2024/05/29 08:13:23

Price

18.048 EUR

Difference ▼ -0.25% (-0.05)

General attributes

ISIN	JP3877600001
Symbol	8002
Exchange	Berlin
Currency	EUR
Sector	Commerce
Security type	Stock
Market cap (m)	30,577 EUR
Benchmark	NIKKEI 225

Market data

Bid (Bid size)	18.054 EUR (500)
Ask (Ask size)	18.272 EUR (500)
Open	18.048 EUR
High	18.048 EUR
Low	18.048 EUR
Close (prev. day)	18.094 EUR
VWAP	-
Volume (pcs)	0
Trading volume	0.00
Number of trades	1
Last size	0

Performance and Risk

	6m	1y	3y
Perf (%)	+26.75%	+34.68%	+146.55%
Perf (abs.)	+3.82	+4.66	+10.76
Beta	0.90	1.07	0.97
Volatility	24.76	26.66	28.14

5y



Information about previous performance does not guarantee future performance.
Source: FactSet

Price data

Ø price 5 days Ø volume 5 days (pcs.)	18.029 EUR (0)
Ø price 30 days Ø volume 30 days (pcs.)	17.144 EUR (0)
Ø price 100 days Ø volume 100 days (pcs.)	15.924 EUR (46)
Ø price 250 days Ø volume 250 days (pcs.)	15.293 EUR (49)
YTD High date	18.202 EUR (2024/05/27)
YTD Low date	14.145 EUR (2024/01/03)
52 Weeks High date	18.202 EUR (2024/05/27)
52 Weeks Low date	13.365 EUR (2023/06/01)

Arbitrage views

Exchange ⊕	Date	Time	Price	Trading volume (mio.)	Number of trades
Tradegate	2024/05/28	22:26	18.294 EUR	0.10	19
Tokyo Stock Exchange	2024/05/28	08:00	3,108.00 JPY	75.94	3,342
Stuttgart	2024/05/29	08:18	17.876 EUR	0.00	1
Munich	2024/05/29	08:13	18.202 EUR	0.00	1
Frankfurt	2024/05/29	08:07	18.042 EUR	0.00	1

	29					
FINRA other OTC Issues	2024/05/28	21:13	19.80 USD	0.29		42
Duesseldorf	2024/05/29	09:31	18.046 EUR	0.00		2
Berlin	2024/05/29	08:13	18.048 EUR	0.00		1

Company profile

Company Logo

Marubeni

Company Profile

-

Contact Details

MARUBENI

--

4-2, Ohtemachi 1-chome 100-8088 Chiyoda-ku, Tokyo

Telefon: +81 3 3282 2111

Fax: +81 3 3282 4241

E-mail: -