

ONCOPEPTIDES AB

ISIN: SE0009414576 WKN: -

Overview

2024/06/21 17:25:00

Price
2.90 SEKDifference  0.00% (0.00)

General attributes

ISIN SE0009414576

Symbol ONCO

Exchange London Stock Exchange
European Trade Reporting

Currency SEK

Sector Chemical / Pharmaceutical /
Health

Security type Stock

Market cap (m) 23 EUR

Benchmark OMX STOCKHOLM 30 INDEX

Market data

Bid (Bid size) 2.755 SEK (30,000)

Ask (Ask size) 3.045 SEK (30,000)

Open 2.90 SEK

High 2.90 SEK

Low 2.90 SEK

Close (prev. day) 2.90 SEK

VWAP 2.97 SEK

Volume (pcs) -

Trading volume -

Number of trades 1

Last size -

Futures and Options

Related Futures 0











Related Options -

5y



Information about previous performance does not guarantee future performance.
Source: FactSet

Recent research

on sector			
Date		Headline	Download
2024/06/21		Global Equity Ratings	
2024/06/21		Aktienempfehlungen Global	
2024/06/14		Equity Weekly	
2024/06/14		Global Equity Ratings	
2024/06/14		Aktienempfehlungen Global	

Details

2024/06/21 17:25:00

Price

2.90 SEK

Difference ➔ 0.00% (0.00)

General attributes

ISIN	SE0009414576
Symbol	ONCO
Exchange	London Stock Exchange European Trade Reporting
Currency	SEK
Sector	Chemical / Pharmaceutical / Health
Security type	Stock
Market cap (m)	23 EUR
Benchmark	OMX STOCKHOLM 30 INDEX

Market data

Bid (Bid size)	2.755 SEK (30,000)
Ask (Ask size)	3.045 SEK (30,000)
Open	2.90 SEK
High	2.90 SEK
Low	2.90 SEK
Close (prev. day)	2.90 SEK
VWAP	2.97 SEK
Volume (pcs)	-
Trading volume	-
Number of trades	1
Last size	-

Performance and Risk

	6m	1y	3y
Perf (%)	-45.89%	-52.63%	-95.32%
Perf (abs.)	-2.46	-3.22	-59.10
Beta	0.37	0.66	0.55
Volatility	107.28	85.56	153.09

5y



Information about previous performance does not guarantee future performance.
Source: FactSet

Price data

Ø price 5 days Ø volume 5 days (pcs.)	2.94 SEK (0)
Ø price 30 days Ø volume 30 days (pcs.)	3.07 SEK (3,333)
Ø price 100 days Ø volume 100 days (pcs.)	3.71 SEK (1,800)
Ø price 250 days Ø volume 250 days (pcs.)	4.86 SEK (720)
YTD High date	5.55 SEK (2024/01/02)
YTD Low date	2.71 SEK (2024/05/23)
52 Weeks High date	7.10 SEK (2023/06/22)
52 Weeks Low date	2.71 SEK (2024/05/23)

Arbitrage views

Exchange ⊕	Date	Time	Price	Trading volume (mio.)	Number of trades
Tradegate	2024/06/21	22:26	0.256 EUR	0.00	1
Stuttgart	2024/06/21	17:07	0.2505 EUR	0.00	6
Nasdaq Stockholm	2024/06/20	18:00	2.89 SEK	1.69	305
Munich	2024/06/21	08:09	0.261 EUR	0.00	2
London Stock Exchange	2024/	17:25	2.90 SEK	0.00	1

European Trade Reporting	06/21					
Frankfurt	2024/ 06/21	17:15	0.223 EUR	0.00		7
FINRA other OTC Issues	2024/ 05/03	19:57	0.265 USD	0.00		1
Duesseldorf	2024/ 06/21	19:30	0.202 EUR	0.00		6
Berlin	2024/ 06/21	21:43	0.2555 EUR	0.00		19

Company profile

Company Logo



Company Profile

-

Contact Details

ONCOPEPTIDES

--

Telefon: -

Fax: -

E-mail: -