

## AFARAK GROUP SE

ISIN: **FI0009800098** WKN: **AFAGR**

## Overview

2024/08/16 15:27:56

Price  
0.25 EURDifference  -0.99% (-0.00)

## General attributes

ISIN	FI0009800098
Symbol	AFAGR
Exchange	Stuttgart
Currency	EUR
Sector	Industry
Security type	Stock
Market cap (m)	72 EUR
Benchmark	OMX HELSINKI 25

## Market data

Bid (Bid size)	- (0)
Ask (Ask size)	- (0)
Open	0.251 EUR
High	0.256 EUR
Low	0.2445 EUR
Close (prev. day)	0.2525 EUR
VWAP	-
Volume (pcs)	0
Trading volume	0.00
Number of trades	11
Last size	0

## Futures and Options





Related Futures	-
Related Options	-

5y



Information about previous performance does not guarantee future performance.  
Source: FactSet

## Recent research

on sector		on market	
Date		Headline	Download
2024/08/16		Equity Weekly	
2024/08/13		Aktienempfehlungen Österreich	
2024/08/12		Global Equity Ratings	
2024/08/12		Aktienempfehlungen Global	
2024/08/09		Equity Weekly	

## Details

2024/08/16 15:27:56

Price  
0.25 EURDifference 📉 -0.99% (-0.00)

## General attributes

ISIN	FI0009800098
Symbol	AFAGR
Exchange	Stuttgart
Currency	EUR
Sector	Industry
Security type	Stock
Market cap (m)	72 EUR
Benchmark	OMX HELSINKI 25

## Market data

Bid (Bid size)	- (0)
Ask (Ask size)	- (0)
Open	0.251 EUR
High	0.256 EUR
Low	0.2445 EUR
Close (prev. day)	0.2525 EUR
VWAP	-
Volume (pcs)	0
Trading volume	0.00
Number of trades	11
Last size	0

## Performance and Risk

	6m	1y	3y
Perf (%)	-32.25%	-43.82%	+35.87%
Perf (abs.)	-0.12	-0.20	+0.07
Beta	0.00	0.39	1.11
Volatility	41.58	42.46	74.08

5y



Information about previous performance does not guarantee future performance.  
Source: FactSet

## Price data

Ø price 5 days   Ø volume 5 days (pcs.)	0.25 EUR (0)
Ø price 30 days   Ø volume 30 days (pcs.)	0.24 EUR (0)
Ø price 100 days   Ø volume 100 days (pcs.)	0.29 EUR (0)
Ø price 250 days   Ø volume 250 days (pcs.)	0.35 EUR (0)
YTD High   date	0.41 EUR (2024/01/23)
YTD Low   date	0.23 EUR (2024/07/22)
52 Weeks High   date	0.46 EUR (2023/08/24)
52 Weeks Low   date	0.23 EUR (2024/07/22)

## Arbitrage views

Exchange <span>📍</span>	Date	Time	Price	Trading volume (mio.)	Number of trades
Stuttgart	2024/08/16	15:27	0.25 EUR	0.00	11
Nasdaq Helsinki	2024/08/16	18:00	0.26 EUR	0.02	48
Munich	2024/08/16	08:09	0.2625 EUR	0.00	1
London Stock Exchange	2024/08/16	17:35	20.00 GBP	0.00	1
Frankfurt	2024/08/16	09:31	0.2325 EUR	0.00	2



## Company profile

### Company Logo



### Company Profile

-

### Contact Details

AFARAK GROUP

--

Kaisaniemenkatu 4 00100 Helsinki

Telefon: +358 50 372 1130

Fax: +358 10 440 7001

E-mail: [accounts@afarak.com](mailto:accounts@afarak.com)