

## ARTHUR J GALLAGHER &amp; CO.

ISIN: US3635761097 WKN: 363576109

## Overview

2024/07/17 14:58:22

Price  
243.60 EURDifference  -0.77% (-1.90)

## General attributes

ISIN	US3635761097
Symbol	AJG
Exchange	Tradegate
Currency	EUR
Sector	Financial
Security type	Stock
Market cap (m)	53,639 EUR
Benchmark	S&P 500

## Market data

Bid (Bid size)	243.20 EUR (42)
Ask (Ask size)	244.90 EUR (41)
Open	246.10 EUR
High	246.10 EUR
Low	243.60 EUR
Close (prev. day)	245.50 EUR
VWAP	245.28148 EUR
Volume (pcs)	81
Trading volume	19,867.80
Number of trades	5
Last size	4

## Futures and Options




Related Futures	-
Related Options	-

5y



Information about previous performance does not guarantee future performance.  
Source: FactSet

## Recent research

on sector	on market		
Date		Headline	Download
2024/07/15		Aktienempfehlungen Global	
2024/07/12		Global Equity Ratings	
2024/07/09		Aktienempfehlungen Österreich	
2024/06/28		Equity Weekly	
2024/06/24		Aktienempfehlungen Österreich	

## Details

2024/07/17 14:58:22

### Price

243.60 EUR

**Difference** ▼ -0.77% (-1.90)

### General attributes

ISIN	US3635761097
Symbol	AJG
Exchange	Tradegate
Currency	EUR
Sector	Financial
Security type	Stock
Market cap (m)	53,639 EUR
Benchmark	S&P 500

### Market data

Bid (Bid size)	243.20 EUR (42)
Ask (Ask size)	244.90 EUR (41)
Open	246.10 EUR
High	246.10 EUR
Low	243.60 EUR
Close (prev. day)	245.50 EUR
VWAP	245.28148 EUR
Volume (pcs)	81
Trading volume	19,867.80
Number of trades	5
Last size	4

### Performance and Risk

	6m	1y	3y
Perf (%)	+14.29%	+28.87%	+106.30%
Perf (abs.)	+30.70	+55.00	+126.50
Beta	0.35	0.42	0.76
Volatility	15.27	18.42	21.37

5y



Information about previous performance does not guarantee future performance.  
Source: FactSet

### Price data

Ø price 5 days   Ø volume 5 days (pcs.)	247.60 EUR (255)
Ø price 30 days   Ø volume 30 days (pcs.)	242.62 EUR (215)
Ø price 100 days   Ø volume 100 days (pcs.)	232.12 EUR (148)
Ø price 250 days   Ø volume 250 days (pcs.)	222.38 EUR (156)
YTD High   date	254.00 EUR (2024/07/08)
YTD Low   date	204.00 EUR (2024/01/05)
52 Weeks High   date	254.00 EUR (2024/07/08)
52 Weeks Low   date	189.20 EUR (2023/07/20)

### Arbitrage views

Exchange <span>⊕</span>	Date	Time	Price	Trading volume (mio.)	Number of trades
Tradegate	2024/07/17	14:58	243.60 EUR	0.02	5
Stuttgart	2024/07/17	08:05	244.80 EUR	0.00	1
NYSE	2024/07/16	22:00	267.62 USD	191.31	16,923
Munich	2024/07/17	08:01	246.60 EUR	0.00	1
London Stock	2024/07/17	15:30	271.52 USD	0.04	1

Exchange	12						
Hanover	2024/07/17	08:06	243.90	EUR	0.00		1
Frankfurt	2024/07/17	08:28	243.60	EUR	0.00		1
Duesseldorf	2024/07/17	12:30	243.40	EUR	0.00		3
Berlin	2024/07/17	08:13	244.80	EUR	0.00		1

## Company profile

### Company Logo



### Contact Details

ARTHUR J. GALLAGHER & CO.

--

2850 Golf Road - 60008-4050 Rolling Meadows

Telefon: +1-630-773-3800

Fax: +

E-mail: -

### Company Profile

-

#### Members of Management Board

Norman Rosenthal Member of Board of Directors

Christopher Miskel Member of Board of Directors

David Coldman Member of Board of Directors

David Johnson Member of Board of Directors

Deborah Caplan Member of Board of Directors

Ralph Nicoletti Member of Board of Directors

Sherry Barrat Member of Board of Directors

Teresa Clarke Member of Board of Directors

Jr. J. Patrick Gallagher Chairman of Managing Board

Christopher E. Mead Member of Executive Committee

Douglas K. Howell Member of Executive Committee

Joel D. Cavaness Member of Executive Committee

Mark Bloom Member of Executive Committee

Patrick M. Gallagher Member of Executive Committee

Scott R. Hudson Member of Executive Committee

Susan E. Pietrucha Member of Executive Committee

Thomas J. Gallagher Member of Executive Committee

Vishal Jain Member of Executive Committee

Walter D. Bay Member of Executive Committee

William F. Ziebell Member of Executive Committee