

ONCOPEPTIDES AB

ISIN: SE0009414576 WKN: -

Overview

2024/06/21 17:15:01

Price
0.223 EURDifference  -1.55% (-0.00)

General attributes

ISIN	SE0009414576
Symbol	ONCO
Exchange	Frankfurt
Currency	EUR
Sector	Chemical / Pharmaceutical / Health
Security type	Stock
Market cap (m)	23 EUR
Benchmark	OMX STOCKHOLM 30 INDEX

Market data

Bid (Bid size)	-
Ask (Ask size)	-
Open	0.2045 EUR
High	0.2245 EUR
Low	0.2045 EUR
Close (prev. day)	0.2265 EUR
VWAP	0.306295 EUR
Volume (pcs)	0
Trading volume	0.00
Number of trades	7
Last size	0

Futures and Options











Related Futures	0
Related Options	-

5y



Information about previous performance does not guarantee future performance.
Source: FactSet

Recent research

on sector	Date	Headline	Download
	2024/06/21	 Global Equity Ratings	
	2024/06/21	 Aktienempfehlungen Global	
	2024/06/14	 Equity Weekly	
	2024/06/14	 Global Equity Ratings	
	2024/06/14	 Aktienempfehlungen Global	

Details

2024/06/21 17:15:01

Price

0.223 EUR

Difference ▼ -1.55% (-0.00)

General attributes

ISIN	SE0009414576
Symbol	ONCO
Exchange	Frankfurt
Currency	EUR
Sector	Chemical / Pharmaceutical / Health
Security type	Stock
Market cap (m)	23 EUR
Benchmark	OMX STOCKHOLM 30 INDEX

Market data

Bid (Bid size)	-
Ask (Ask size)	-
Open	0.2045 EUR
High	0.2245 EUR
Low	0.2045 EUR
Close (prev. day)	0.2265 EUR
VWAP	0.306295 EUR
Volume (pcs)	0
Trading volume	0.00
Number of trades	7
Last size	0

Performance and Risk

	6m	1y	3y
Perf (%)	-53.85%	-56.04%	-96.29%
Perf (abs.)	-0.26	-0.28	-5.79
Beta	0.37	0.66	0.55
Volatility	492.83	346.58	252.67

5y



Information about previous performance does not guarantee future performance.
Source: FactSet

Price data

Ø price 5 days Ø volume 5 days (pcs.)	0.230 EUR (0)
Ø price 30 days Ø volume 30 days (pcs.)	0.219 EUR (0)
Ø price 100 days Ø volume 100 days (pcs.)	0.285 EUR (155)
Ø price 250 days Ø volume 250 days (pcs.)	0.398 EUR (174)
YTD High date	0.500 EUR (2024/02/23)
YTD Low date	0.043 EUR (2024/04/26)
52 Weeks High date	0.616 EUR (2023/07/14)
52 Weeks Low date	0.043 EUR (2024/04/26)

Arbitrage views

Exchange	Date	Time	Price	Trading volume (mio.)	Number of trades
Tradegate	2024/06/21	22:26	0.256 EUR	0.00	1
Stuttgart	2024/06/21	17:07	0.2505 EUR	0.00	6
Nasdaq Stockholm	2024/06/20	18:00	2.89 SEK	1.69	305
Munich	2024/06/21	08:09	0.261 EUR	0.00	2
London Stock Exchange	2024/	17:25	2.90 SEK	0.00	1

European Trade Reporting	06/21					
Frankfurt	2024/ 06/21	17:15	0.223 EUR	0.00		7
FINRA other OTC Issues	2024/ 05/03	19:57	0.265 USD	0.00		1
Duesseldorf	2024/ 06/21	19:30	0.202 EUR	0.00		6
Berlin	2024/ 06/21	21:43	0.2555 EUR	0.00		19

Company profile

Company Logo



Company Profile

-

Contact Details

ONCOPEPTIDES

--

Telefon: -

Fax: -

E-mail: -