

ADVENTUS MINING CORP.

ISIN: CA00791E1025 WKN: -

Overview

2024/07/26 21:52:53

Price
0.4275 CADDifference  -0.58% (-0.00)

General attributes

ISIN	CA00791E1025
Symbol	ADZN
Exchange	TSX Venture Exchange
Currency	CAD
Sector	Energy / Commodities
Security type	Stock
Market cap (m)	128 EUR
Benchmark	S&P/TSX 60 INDEX

Market data

Bid (Bid size)	0.42 CAD (60,000)
Ask (Ask size)	0.43 CAD (75,000)
Open	0.43 CAD
High	0.43 CAD
Low	0.42 CAD
Close (prev. day)	0.43 CAD
VWAP	0.425234 CAD
Volume (pcs)	216,150
Trading volume	91,914.25
Number of trades	32
Last size	2,000

Futures and Options










Related Futures	-
Related Options	-

5y



Information about previous performance does not guarantee future performance.
Source: FactSet

Recent research

on sector			
Date		Headline	Download
2024/07/26		Equity Weekly	
2024/07/24		Global Equity Ratings	
2024/07/24		Aktienempfehlungen Global	
2024/07/15		Aktienempfehlungen Global	
2024/07/12		Equity Weekly	

Details

2024/07/26 21:52:53

Price

0.4275 CAD

Difference ▼ -0.58% (-0.00)

General attributes

ISIN	CA00791E1025
Symbol	ADZN
Exchange	TSX Venture Exchange
Currency	CAD
Sector	Energy / Commodities
Security type	Stock
Market cap (m)	128 EUR
Benchmark	S&P/TSX 60 INDEX

Market data

Bid (Bid size)	0.42 CAD (60,000)
Ask (Ask size)	0.43 CAD (75,000)
Open	0.43 CAD
High	0.43 CAD
Low	0.42 CAD
Close (prev. day)	0.43 CAD
VWAP	0.425234 CAD
Volume (pcs)	216,150
Trading volume	91,914.25
Number of trades	32
Last size	2,000

Performance and Risk

	6m	1y	3y
Perf (%)	+58.33%	+29.55%	-55.00%
Perf (abs.)	+0.16	+0.10	-0.52
Beta	1.20	0.64	1.16
Volatility	81.83	83.54	75.16

5y



Information about previous performance does not guarantee future performance.
Source: FactSet

Price data

Ø price 5 days Ø volume 5 days (pcs.)	0.3955 CAD (433,239)
Ø price 30 days Ø volume 30 days (pcs.)	0.4183 CAD (642,623)
Ø price 100 days Ø volume 100 days (pcs.)	0.4170 CAD (919,446)
Ø price 250 days Ø volume 250 days (pcs.)	0.3396 CAD (439,721)
YTD High date	0.5800 CAD (2024/05/28)
YTD Low date	0.2200 CAD (2024/02/27)
52 Weeks High date	0.5800 CAD (2024/05/28)
52 Weeks Low date	0.2200 CAD (2024/02/27)

All listings for ADVENTUS MINING CORP.

Exchange	Date	Time	Price	Trading volume (mio.)	Number of trades
Tradegate	2024/07/26	22:26	0.283 EUR	0.00	2
TSX Venture Exchange	2024/07/26	21:52	0.4275 CAD	0.09	32
Stuttgart	2024/07/26	14:44	0.276 EUR	0.00	6
Munich	2024/07/26	08:00	0.269 EUR	0.00	2
Frankfurt	2024/07/26	17:33	0.283 EUR	0.01	1

	26					
FINRA other OTC Issues	2024/07/ 26	21:34	0.3014	USD	0.01	6
Duesseldorf	2024/07/ 26	08:12	0.258	EUR	0.00	3
Berlin	2024/07/ 26	20:48	0.275	EUR	0.00	20

Company profile

Company Logo



Company Profile

-

Contact Details

ADVENTUS MINING

--

Telefon: -

Fax: -

E-mail: -