

STANDARD LITHIUM LTD.

ISIN: CA8536061010 WKN: 853606101

Overview

2024/07/26 08:08:07

Price
1.208 EURDifference  -2.58% (-0.03)

General attributes

ISIN	CA8536061010
Symbol	SLI
Exchange	Berlin
Currency	EUR
Sector	Energy / Commodities
Security type	Stock
Market cap (m)	228 EUR
Benchmark	S&P/TSX 60 INDEX

Market data

Bid (Bid size)	1.222 EUR (4,092)
Ask (Ask size)	1.254 EUR (3,982)
Open	1.208 EUR
High	1.208 EUR
Low	1.208 EUR
Close (prev. day)	1.24 EUR
VWAP	-
Volume (pcs)	0
Trading volume	0.00
Number of trades	3
Last size	0

Futures and Options










Related Futures	-
Related Options	-

5y



Information about previous performance does not guarantee future performance.
Source: FactSet

Recent research

on sector			
Date		Headline	Download
2024/07/26		Equity Weekly	
2024/07/24		Global Equity Ratings	
2024/07/24		Aktienempfehlungen Global	
2024/07/15		Aktienempfehlungen Global	
2024/07/12		Equity Weekly	

Details

2024/07/26 08:08:07

Price

1.208 EUR

Difference 📉 -2.58% (-0.03)

General attributes

ISIN	CA8536061010
Symbol	SLI
Exchange	Berlin
Currency	EUR
Sector	Energy / Commodities
Security type	Stock
Market cap (m)	228 EUR
Benchmark	S&P/TSX 60 INDEX

Market data

Bid (Bid size)	1.222 EUR (4,092)
Ask (Ask size)	1.254 EUR (3,982)
Open	1.208 EUR
High	1.208 EUR
Low	1.208 EUR
Close (prev. day)	1.24 EUR
VWAP	-
Volume (pcs)	0
Trading volume	0.00
Number of trades	3
Last size	0

Performance and Risk

	6m	1y	3y
Perf (%)	+2.98%	-69.10%	-75.35%
Perf (abs.)	+0.04	-2.70	-3.69
Beta	2.02	2.10	2.56
Volatility	76.80	80.88	87.77

5y



Information about previous performance does not guarantee future performance.
Source: FactSet

Price data

Ø price 5 days Ø volume 5 days (pcs.)	1.270 EUR (80)
Ø price 30 days Ø volume 30 days (pcs.)	1.190 EUR (290)
Ø price 100 days Ø volume 100 days (pcs.)	1.232 EUR (251)
Ø price 250 days Ø volume 250 days (pcs.)	1.849 EUR (1,068)
YTD High date	1.812 EUR (2024/01/03)
YTD Low date	0.975 EUR (2024/04/22)
52 Weeks High date	4.186 EUR (2023/08/01)
52 Weeks Low date	0.975 EUR (2024/04/22)

All listings for STANDARD LITHIUM LTD.

Exchange	Date	Time	Price	Trading volume (mio.)	Number of trades
Tradegate	2024/07/26	22:26	1.238 EUR	0.04	28
TSX Venture Exchange	2024/07/26	22:00	1.83 CAD	0.05	82
Stuttgart	2024/07/26	17:01	1.214 EUR	0.01	10
NYSE MKT	2024/07/26	22:00	1.35 USD	0.66	2,215
Munich	2024/07/26	08:00	1.208 EUR	0.00	2

	26					
London Stock Exchange	2023/10/17	16:13	4.77 CAD	0.00		1
Hamburg	2024/07/26	08:01	1.208 EUR	0.00		1
Frankfurt	2024/07/26	14:07	1.238 EUR	0.01		8
Duesseldorf	2024/07/26	19:31	1.218 EUR	0.00		7
Berlin	2024/07/26	08:08	1.208 EUR	0.00		3

Company profile

Company Logo



Company Profile

-

Contact Details

STANDARD LITHIUM

--

Telefon: -

Fax: -

E-mail: -